

What's on?

H.Q. Mitchell

Activity Book




1

What's On?

1











Contents

- Episode 1
New friends4
- Episode 2
My things6
- Episode 3
Alice's family8
- Episode 4
Run!..... 10
- Episode 5
The present 12
- Episode 6
The shopping centre 14
- Episode 7
Are you thirsty? 16
- Episode 8
Is he tall?..... 18
- Episode 9
At a restaurant20
- Episode 10
I've got a bike22
- Episode 11
Where's the cap?24
- Episode 12
A cranky crocodile.....26




New friends

1 Count and match.

1.		9	one
2.		3	five
3.		7	two
4.		5	ten
5.		1	seven
6.		10	three
7.		6	six
8.		4	nine
9.		2	four
10.		8	eight

2 Watch *Cool Kids* and match.



Max

Alice

Bella

Danny

3 Watch *Cool Kids* and match. How old are Alice and Danny?


1.



2.

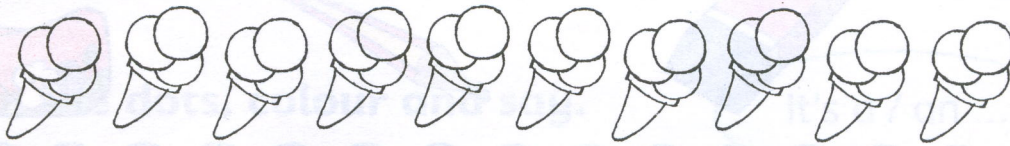


4 Choose and complete. Hi Goodbye Hello




5 Colour.


nine



six



two




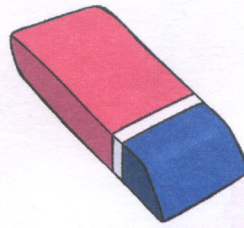
6 Answer about yourself.

1. What's your name? _____

2. How old are you? _____

My things

1 Match.






rubber

bag

apple

umbrella

2 Watch *Cool Kids* and circle. What has Alice got in her bag?



3 Look and write.

1. What's this?




It's _____.

2. What's this?



It's _____.

3. What's this?



It's _____.

4. What's this?



It's _____.

4 Write a / an.

1. _____ bag 2. _____ umbrella 3. _____ rubber 4. _____ apple

5 Look and complete.

What's this


What's that

1. _____ ?



It's an umbrella.

2. _____ ?



It's a rubber.

3. _____ ?



It's a bag.

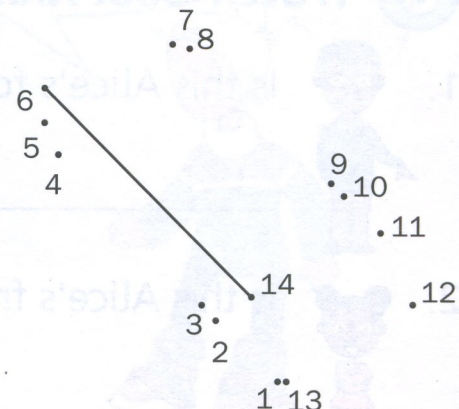
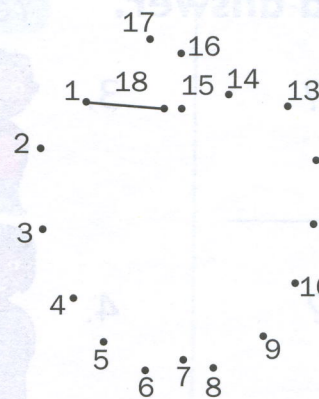
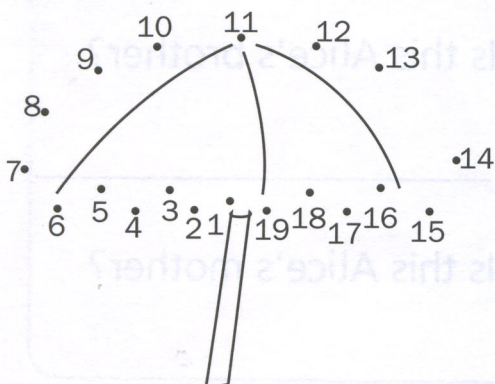
4. _____ ?



It's an apple.

6 Join the dots, colour and say.


It's a / an ...



Alice's family

1 Look and write.

- brother
- sister
- father
- mother



2 Watch *Cool Kids* and match.



sister

friend


father


mother


3 Watch *Cool Kids* and answer.


Yes, it is.

No, it isn't.



1.  Is this Alice's father?





3.  Is this Alice's brother?

2.  Is this Alice's friend?

4.  Is this Alice's mother?

4 Look and complete. brother friend father mother



1.  Who's that ? It's my father .
2.  _____ ? _____ .
3.  _____ ? _____ .
4.  _____ ? _____ .

5 Draw your family and say.



Run!

1 Do the crossword.

1

2

3

4

A crossword puzzle grid with the following structure:
 Row 1: 8 squares, with the 5th square shaded blue.
 Row 2: 8 squares, with the 5th square shaded blue.
 Row 3: 8 squares.
 Row 4: 8 squares.
 Row 5: 8 squares.
 Row 6: 8 squares.
 Row 7: 8 squares.
 Row 8: 8 squares.
 Row 9: 8 squares.
 Row 10: 8 squares.
 Row 11: 8 squares.
 Row 12: 8 squares.
 Row 13: 8 squares.
 Row 14: 8 squares.
 Row 15: 8 squares.
 Row 16: 8 squares.
 Row 17: 8 squares.
 Row 18: 8 squares.
 Row 19: 8 squares.
 Row 20: 8 squares.
 Row 21: 8 squares.
 Row 22: 8 squares.
 Row 23: 8 squares.
 Row 24: 8 squares.
 Row 25: 8 squares.
 Row 26: 8 squares.
 Row 27: 8 squares.
 Row 28: 8 squares.
 Row 29: 8 squares.
 Row 30: 8 squares.
 Row 31: 8 squares.
 Row 32: 8 squares.
 Row 33: 8 squares.
 Row 34: 8 squares.
 Row 35: 8 squares.
 Row 36: 8 squares.
 Row 37: 8 squares.
 Row 38: 8 squares.
 Row 39: 8 squares.
 Row 40: 8 squares.
 Row 41: 8 squares.
 Row 42: 8 squares.
 Row 43: 8 squares.
 Row 44: 8 squares.
 Row 45: 8 squares.
 Row 46: 8 squares.
 Row 47: 8 squares.
 Row 48: 8 squares.
 Row 49: 8 squares.
 Row 50: 8 squares.
 Row 51: 8 squares.
 Row 52: 8 squares.
 Row 53: 8 squares.
 Row 54: 8 squares.
 Row 55: 8 squares.
 Row 56: 8 squares.
 Row 57: 8 squares.
 Row 58: 8 squares.
 Row 59: 8 squares.
 Row 60: 8 squares.
 Row 61: 8 squares.
 Row 62: 8 squares.
 Row 63: 8 squares.
 Row 64: 8 squares.
 Row 65: 8 squares.
 Row 66: 8 squares.
 Row 67: 8 squares.
 Row 68: 8 squares.
 Row 69: 8 squares.
 Row 70: 8 squares.
 Row 71: 8 squares.
 Row 72: 8 squares.
 Row 73: 8 squares.
 Row 74: 8 squares.
 Row 75: 8 squares.
 Row 76: 8 squares.
 Row 77: 8 squares.
 Row 78: 8 squares.
 Row 79: 8 squares.
 Row 80: 8 squares.
 Row 81: 8 squares.
 Row 82: 8 squares.
 Row 83: 8 squares.
 Row 84: 8 squares.
 Row 85: 8 squares.
 Row 86: 8 squares.
 Row 87: 8 squares.
 Row 88: 8 squares.
 Row 89: 8 squares.
 Row 90: 8 squares.
 Row 91: 8 squares.
 Row 92: 8 squares.
 Row 93: 8 squares.
 Row 94: 8 squares.
 Row 95: 8 squares.
 Row 96: 8 squares.
 Row 97: 8 squares.
 Row 98: 8 squares.
 Row 99: 8 squares.
 Row 100: 8 squares.

2 Watch *Cool Kids* and put Alice's sentences in order. Write 1-4.



- a. Stand up.
- b. Don't walk.
- c. Don't sit down.
- d. Run.

□
□
□
□




3 Look and match.



- Don't sit down.
- Run.
- Don't stand up.
- Walk.
- Don't walk.
- Sit down.



4 Look and write.



1. Don't run . 2. _____ . 3. _____ . 4. _____ .

5 Find and circle.



a	y	w	a	l	k	f	o
s	o	p	z	b	e	g	i
t	j	k	r	u	n	a	d
a	s	v	b	g	l	o	r
n	m	u	d	j	n	p	v
d	q	r	w	x	s	i	t

6 What are the children saying? Find, complete and say.



Sit down.

Don't run.

Don't walk.

Stand up.

The present

1 Look and match.



teddy bear


hat

guitar

doll

present

2 Watch *Cool Kids* and circle Alice's present.




3 Look and answer.

Yes, it is. No, it isn't.



Is it a present?



Is it a guitar?



Is it a hat?



Is it a doll?

4 Look and write.

1. Is it a bag _____ ? (bag)



Yes, it is.

2. _____ ? (rubber)



No, it isn't.

3. _____ ? (guitar)



_____.

4. _____ ? (hat)




_____.

5. _____ ? (teddy bear)



_____.

5 Draw your favourite present and write.





My favourite
present is

The shopping centre

1 Look and write.

pet shop bookshop fast food restaurant shopping centre toy shop



1. _____

2. _____




3. _____



4. _____

5. _____

2 Watch *Cool Kids*. Which shops are in the shopping centre? Circle.



3 Look and answer.

Yes, there is. Yes, there are.
No, there isn't. No, there aren't.




- Is there a bookshop?
Yes, there is.
- Are there two pet shops?

- Is there one toy shop?


- Are there three fast food restaurants?

4 Look and write.



There's a pet shop. There
are two toy shops. There's
a fast food restaurant.
There's a bookshop.

5 There are 4 farm animals in the pet shop! Find and circle them.



Are you thirsty?

1 Look and match.





hungry

thirsty

happy



sad



2 Watch *Cool Kids* and circle.



3 Find and match.



4 Look and answer. Yes, I am. / No, I'm not.


1. Are you happy?




2. Are you sad?



3. Are you hungry?



4. Are you thirsty?



5 Draw and colour.



happy



sad



thirsty

6 Answer about yourself.

1. Are you happy?

2. Are you hungry?

3. Are you thirsty?

Is he tall?


1 Write. Then match the opposites. fat tall short thin



1. _____



3. _____



2. _____



4. _____


2 Watch *Cool Kids*. Tick (✓) the correct picture.



3 Look and write sentences.
Use the adjectives of the lesson.



1. It's _____



3. _____



2. _____



4. _____

4 Look and answer.

Yes, they are.

No, she isn't.

Yes, I am.

No, he isn't.


1. Is she short?



2. Is he tall?



3. Are they fat?



4. Are you thin?




5 Look and circle.

1.  It is **fat** / **thin**.



2. She's **fat** / **thin**.

3.  They're **tall** / **short**.

4.  He's **tall** / **short**.



6 Read and colour.

Colour the fat animal green.


Colour the thin animal red.


Colour the tall animal blue.


Colour the short animal yellow.




3 Look and answer.

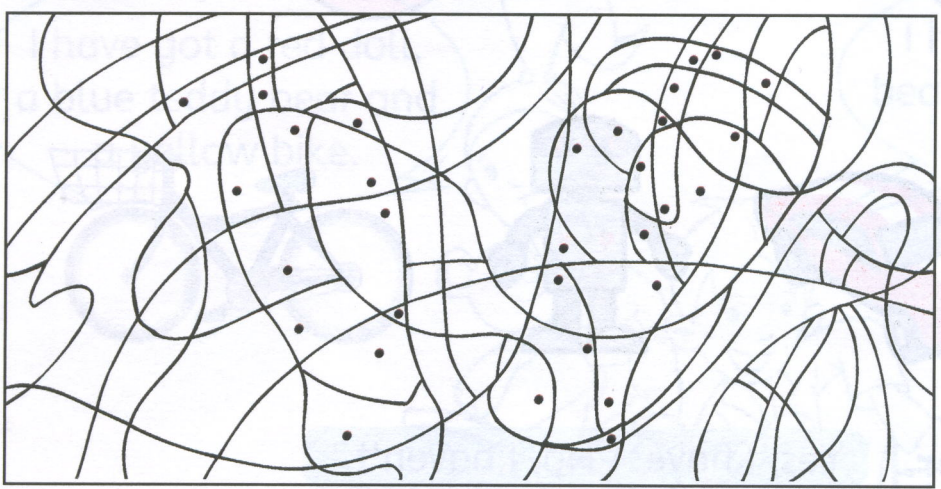
1.  Is he a waiter? _____

2.  Is it a milkshake? _____

3.  Is it a hot dog? _____

4.  Are they chips? _____

4 Colour the parts with the dots. Then, find the phrase.




1. o
2. t
3. k
4. h
5. m
6. l
7. y
8. a
9. e
10. s
11. i
12. c
13. r

2	4	9	7	8	13	9			
12	4	1	12	1	6	8	2	9	
5	11	6	3	10	4	8	3	9	10

I've got a bike

1 Look and write.



bike robot skateboard car



2








3



4

2 Watch *Cool Kids* and match.



3 Look and answer. Yes, I have. No, I haven't.



1. Have you got a bike? _____
2. Have you got a robot? _____
3. Have you got a doll? _____
4. Have you got a car? _____

4 Look and answer.

HAVE GOT HAVEN'T GOT

1. I have got a robot.

I haven't got a doll.

2. I

3. I

4. I

5 Read and colour.


I have got a red doll,
a blue teddy bear and
a yellow bike.

I have got a green teddy
bear and a blue and yellow
skateboard.



Where's the cap?

1 Look and complete.



2 Look and write.


shoes cap jacket



1. _____



2. _____



3. _____

1. Where is Rex? He's in the bedroom.
2. Where is Zilly? He's in the _____.
3. Where is Mark? He's in the _____.
4. Where is Anne? She's in the _____.

3 Watch *Cool Kids* and match.


1.




2.




3.




a.




b.



c.



4 Look and answer.



1. Where's the jacket?

It's in the

2. Where are the bags?

3. Where's the cap?

4. Where are the shoes?


5 Read and draw.

The shoes are in the bathroom.

The jacket is in the bedroom.

The cap is in the kitchen.

The umbrellas are in the living room.




A cranky crocodile

1 Choose and write. arm leg hand teeth tail

1. _____ ❖❖❖

2. _____ ❖❖❖









3. _____ ❖❖❖

4. _____ ❖❖❖


5. _____ ❖❖❖

2 Watch *Cool Kids*. Match the child with the animal.

1.  2.  3. 

a.  b.  c. 

3 Watch *Cool Kids* and circle.




1. Crocodiles have got **short** / **long** tails.
2. Crocodiles have got **short** / **long** legs.
3. Crocodiles have got **big** / **small** mouths.
4. Crocodiles have got **big** / **small** teeth.

4 Look and match.



- 1. They've got big teeth.
- 2. They've got long legs.
- 3. They've got long tails.
- 4. They've got short legs.
- 5. They've got short tails.



5 Read, look and answer.



1. Have they got arms?



3. Have they got hands?




2. Have they got long tails?



4. Have they got big teeth?

6 Draw your animal and write.



It has got _____

What's On? 1
Activity Book
H. Q. Mitchell

Published by: **MM Publications**
www.mmpublications.com
info@mmpublications.com


Offices

UK Cyprus France Greece Poland Turkey USA
Associated companies and representatives throughout the world.

Copyright © 2006 MM Publications

All rights reserved. No part of this publication may be reproduced, stored in a retrieval system or transmitted in any form or by any means, electronic, mechanical, photocopying, recording or otherwise, without permission in writing from the publishers.

Produced in the EU







1. Crocodiles have got short / long tails.

2. Crocodiles have got short / long legs.

3. Crocodiles have got big / small mouths.






4. Crocodiles have got big / small teeth.

What's



Do the puzzle!

1. Cut out the pieces.
2. Stick the pieces on the puzzle (page 29).





A 4-level DVD course

Leading to A1 of the Common European Framework, this DVD course for young learners, can be used to supplement any course at Primary 1, 2, 3, 4 levels.

Key Features

- Each level consists of twelve episodes
- Each episode includes:
 - ✓ the presentation of the key vocabulary
 - ✓ the presentation of the language through fun animated characters
 - ✓ a special section highlighting the language presented in the episode and providing additional practice
- Teacher's DVD Guide (Primary 1, 2, 3, 4) which includes teacher's notes and listening transcripts
- Activity Book with activities for each episode



ISBN: 978-960-443-167-0



9 789604 431670

