



Hi Freezy

english for kids


1



Teacher's Resources

UNIT 1

Hello!





Look and trace.

Hello



Hi



Trace and say.

hello

hello

hello

hello

hello

goodbye

goodbye

goodbye

goodbye

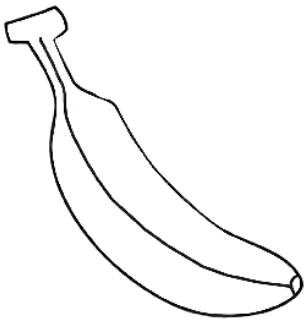
goodbye



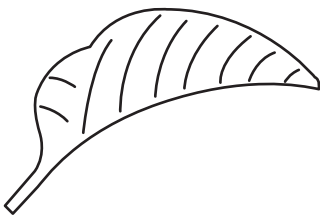
Say the colors. Then, color and write.



red



yellow



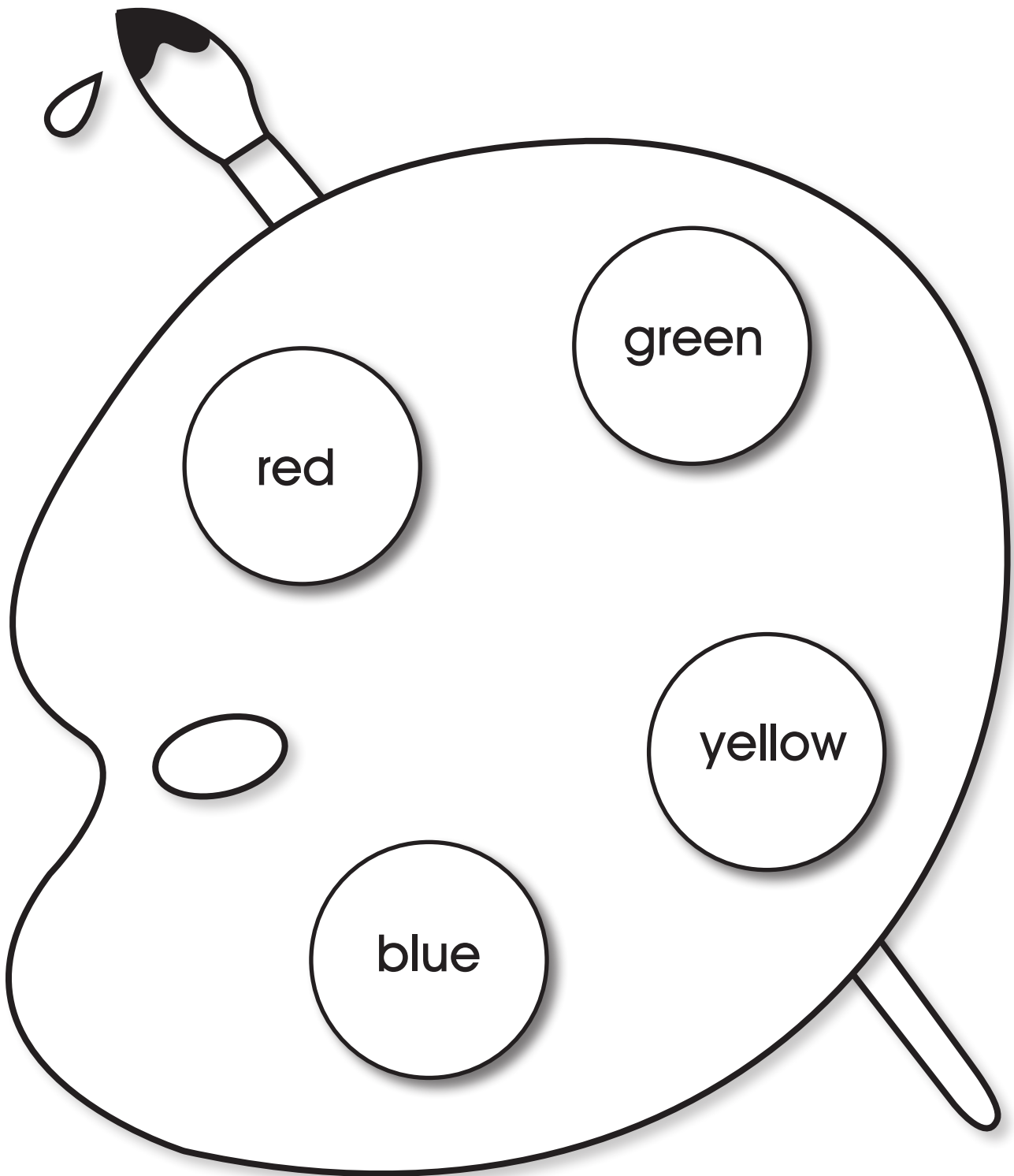
green



blue

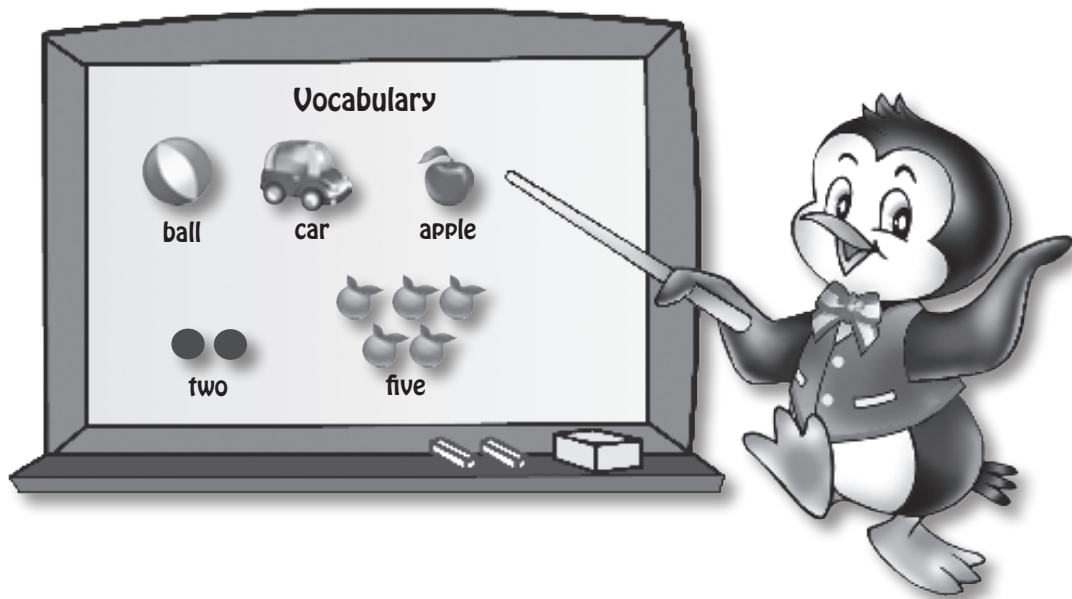


Color the palette.



UNIT 2

How old are you?



Connect the dots and write.

1.

0.

3.

2.

5.

4.

7.

6.

9.

8.

10.

• zero

• one

• two

• three

• four

• five

• six

• seven

• eight

• nine


• ten



How old are you?

Count the candles and complete.

1. I'm _____ years old.



2. Paul is _____ years old.



3. Karen is _____ year old.










4. Peter is _____ years old.



5. Betty is _____ years old.




Cut out the cone and scoop patterns.
Match each scoop to its cone.




Color.

An



airplane

A




train



UNIT 3

What's this?
What's that?



Match the picture with the correct word.




a) book




b) chair




c) pen



d) pencil



e) eraser



f) sharpener



g) ruler



Frezzy is going to school. Draw what's in his bag.



- Two pens
- Two erasers
- Four pencils
- One ruler
- One sharpener
- Three books



This or that

Complete and trace the sentences.

1. _____ is a desk.




2. _____ is a notebook.



3. _____ is an eraser.



4. _____ is a chair.

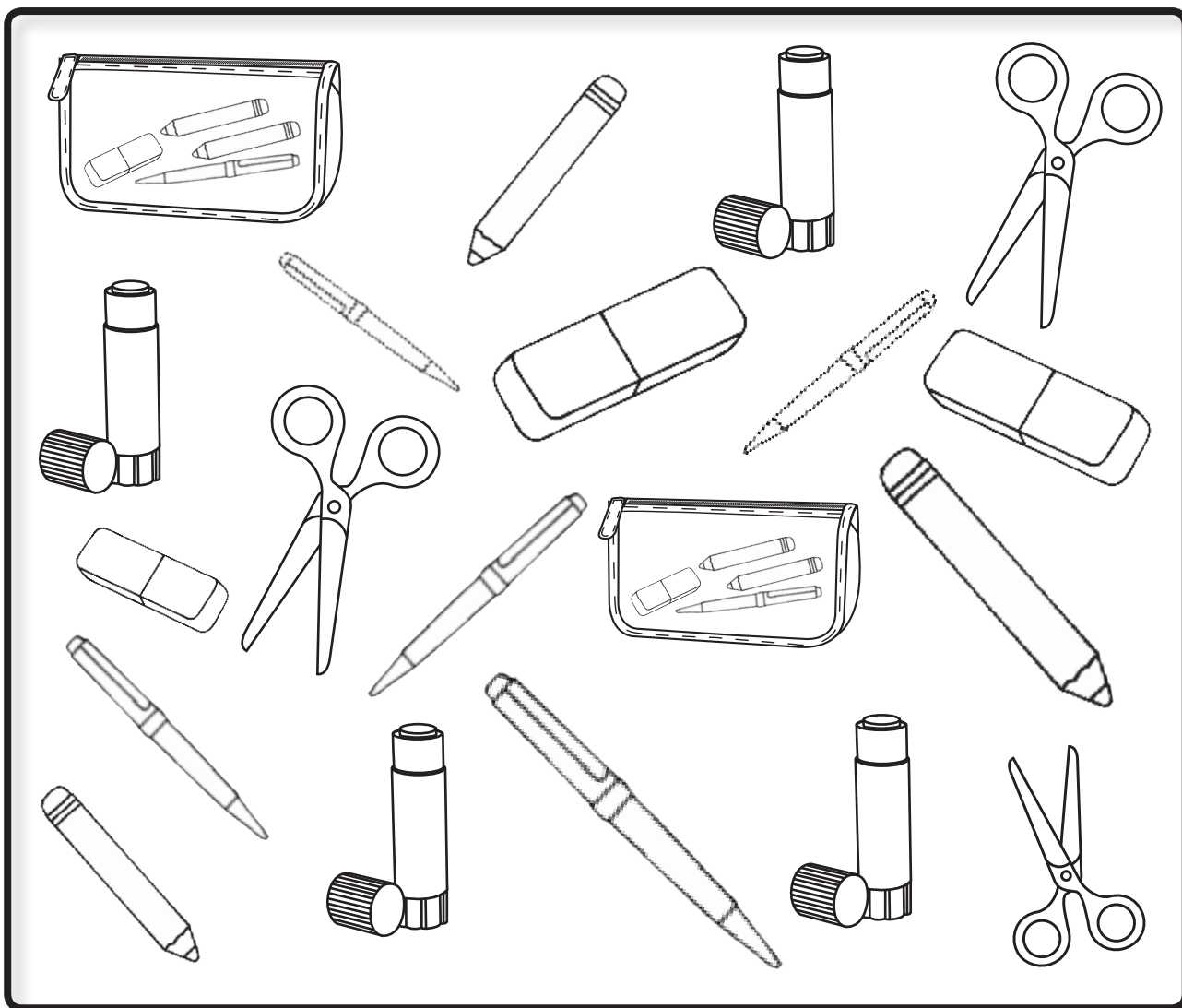





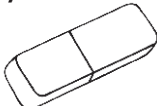


5. _____ is a ruler.



Count, write and color.

My Name is _____



 blue <input type="checkbox"/>	 pink <input type="checkbox"/>	 orange <input type="checkbox"/>
yellow <input type="checkbox"/> 	green <input type="checkbox"/> 	red <input type="checkbox"/> 



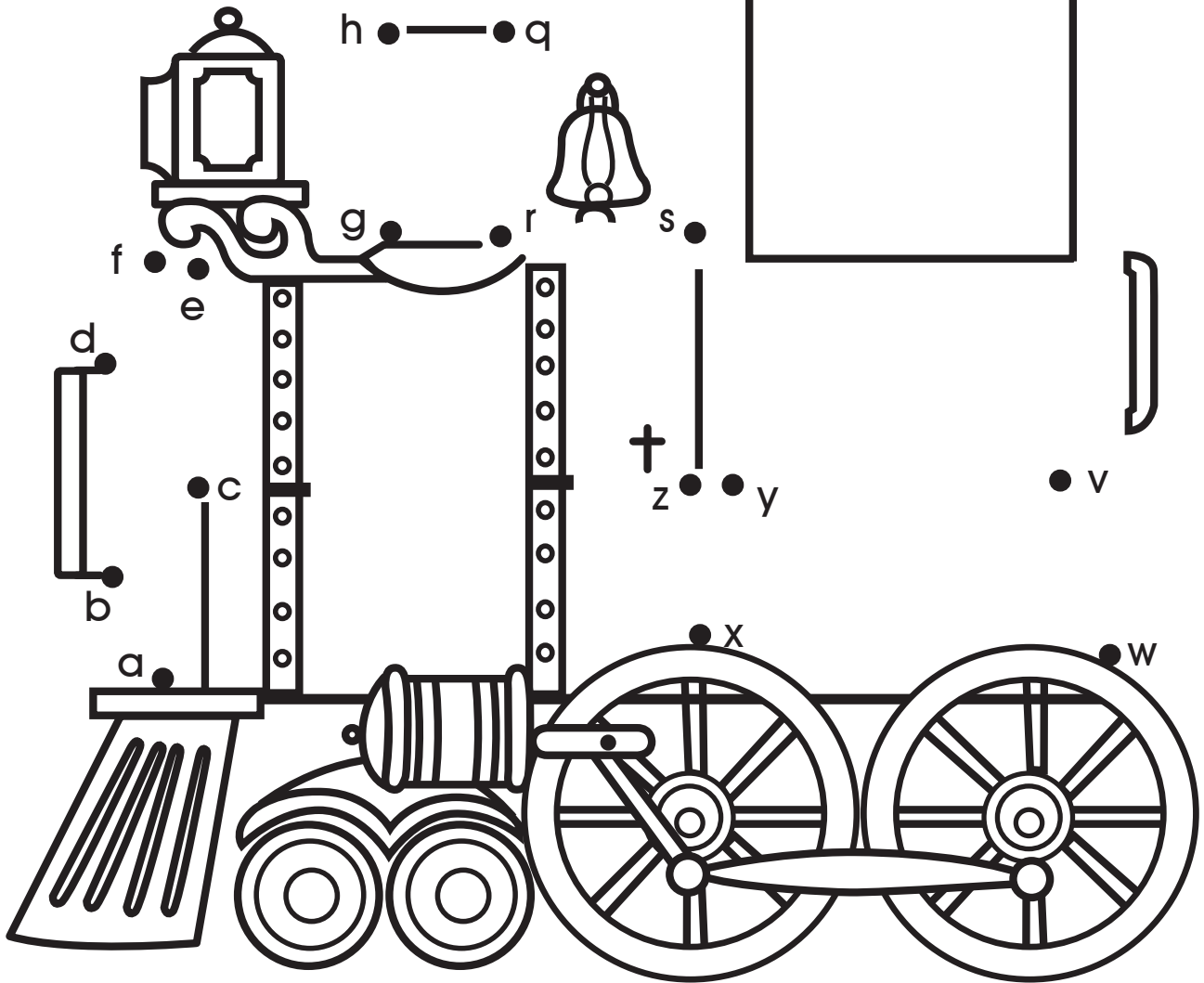
What this?

Connect the dots by following your "ABCs".

l m
k n

j o t u
i p

h q




It's a _____




UNIT 4

My family



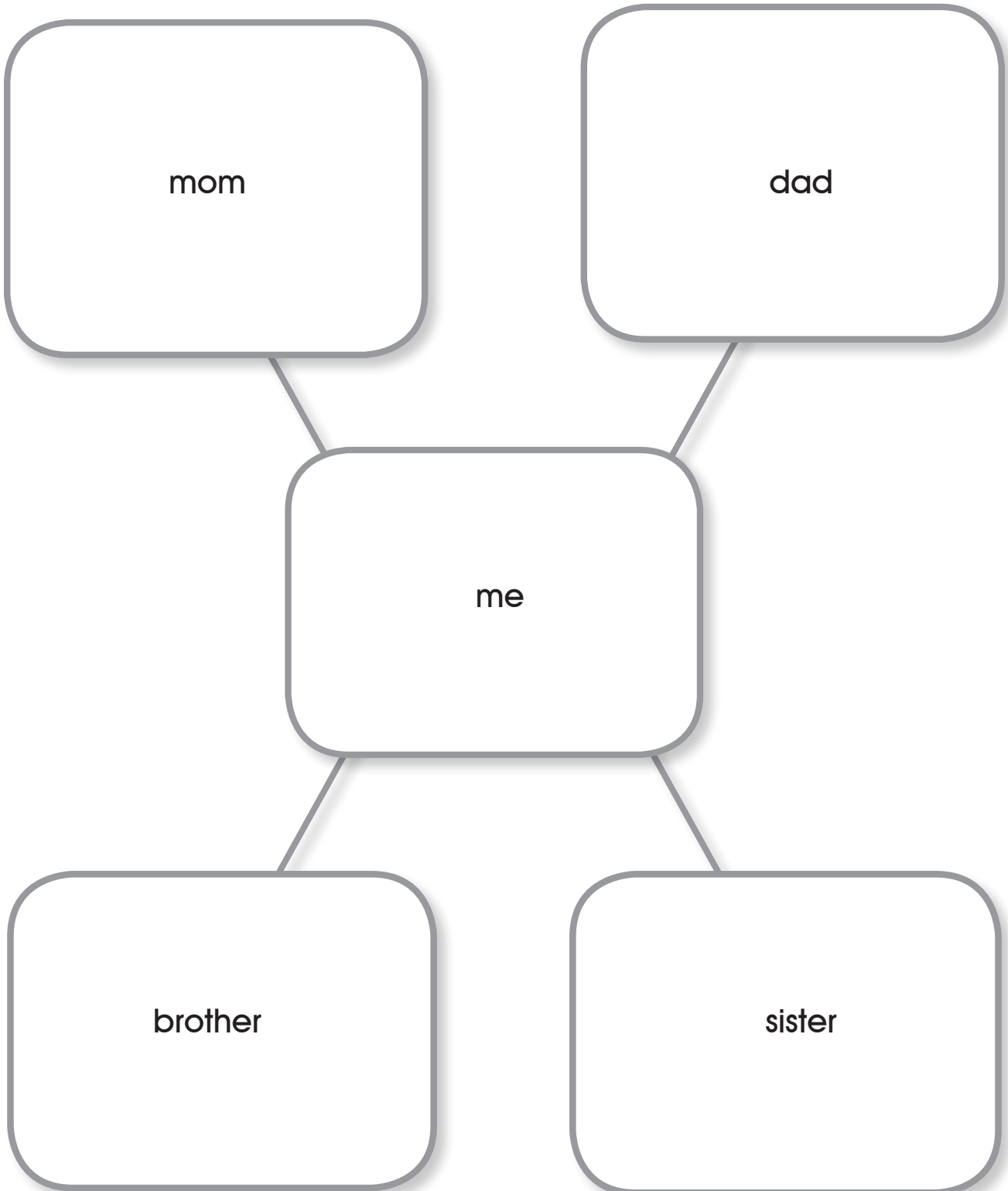
Draw a member of your family on each apple.
Glue the apples on the tree.





This is my family

Stick a photo.



Color.


father



mother



sister

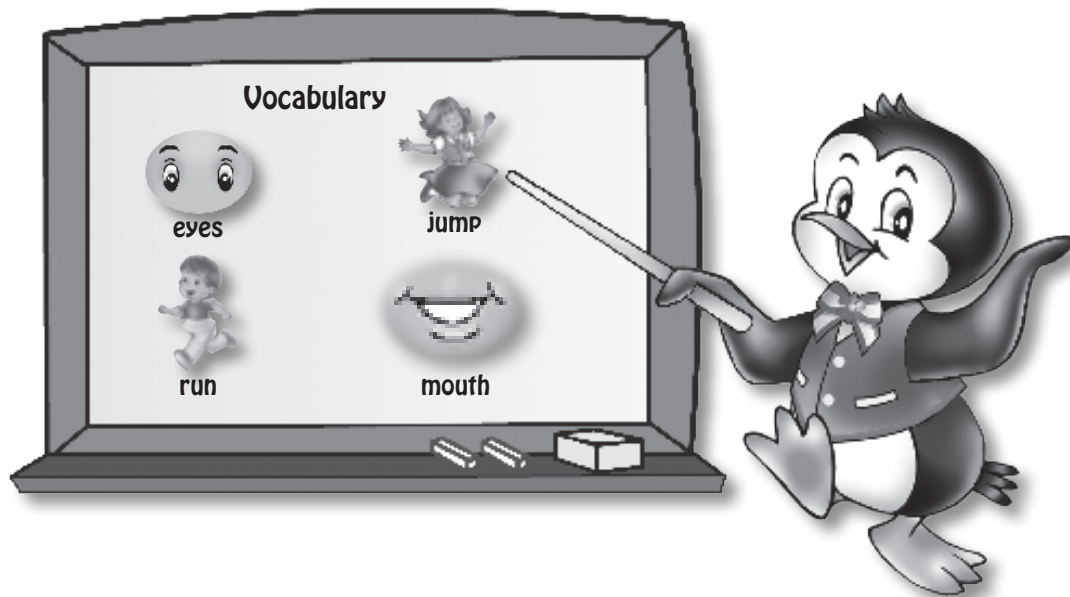



brother



UNIT 5

My body

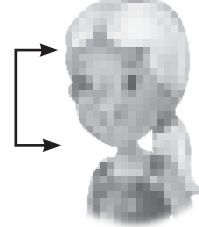




head



hair



face



nose



ear



eye



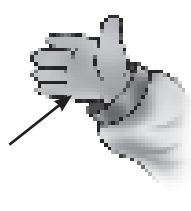
mouth



teeth



neck



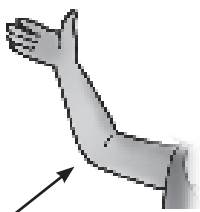
hand



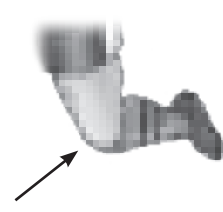
finger



arm




elbow



knee



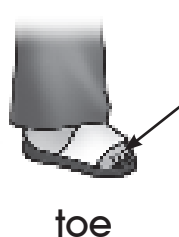
shoulder



back




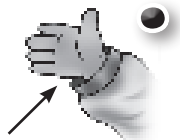
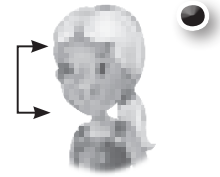
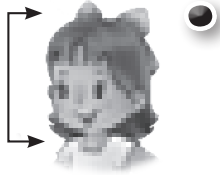
foot



toe



Connect the dots and write.



● head

● ear

● teeth

● hair

● mouth

● nose

● eye

● face

● finger

● hand

● shoulder

● arm




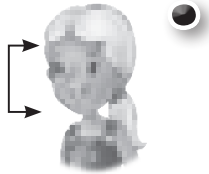
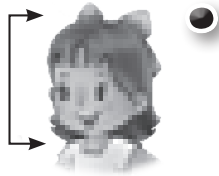
● neck

● elbow

● back



Connect the dots and write. Fill in the missing letters.



ey

mouth

head

nose

hair

tongue

ear

teeth

hand

pant

foot

knee

neck

face

nee



Trace and read.



head head head head



hair hair hair hair



face face face face



nose nose nose nose



ear ear ear ear



eye eye eye eye



mouth mouth mouth mouth



teeth teeth teeth teeth



neck neck neck neck



shoulder shoulder shoulder shoulder



arm arm arm arm



elbow elbow elbow elbow



hand hand hand hand



back back back back



leg leg leg leg



knee knee knee knee



foot foot foot foot



Trace and say.



head



hair



face



nose



ear



eye



mouth



teeth



neck



shoulder



arm



elbow



hand



back



leg



knee




foot






UNIT 6

I'm happy



Read and match. Then, trace.



big

pretty

fast

ugly

slow

strong

fun

light

little

heavy

short




weak

tall

boring



Read, complete and match.



big

pretty

fast

gly

low

strong

fat

high

little

heavy

short


weak

all

horrible



Trace.



fast fast fast fast



slow slow slow slow



big big big big



little little little little



heavy heavy heavy heavy



light light light light



pretty pretty pretty pretty



ugly ugly ugly ugly



strong strong strong strong



weak weak weak weak



fun fun fun fun



boring boring boring boring



short short short short



tall tall tall tall



Adjectives

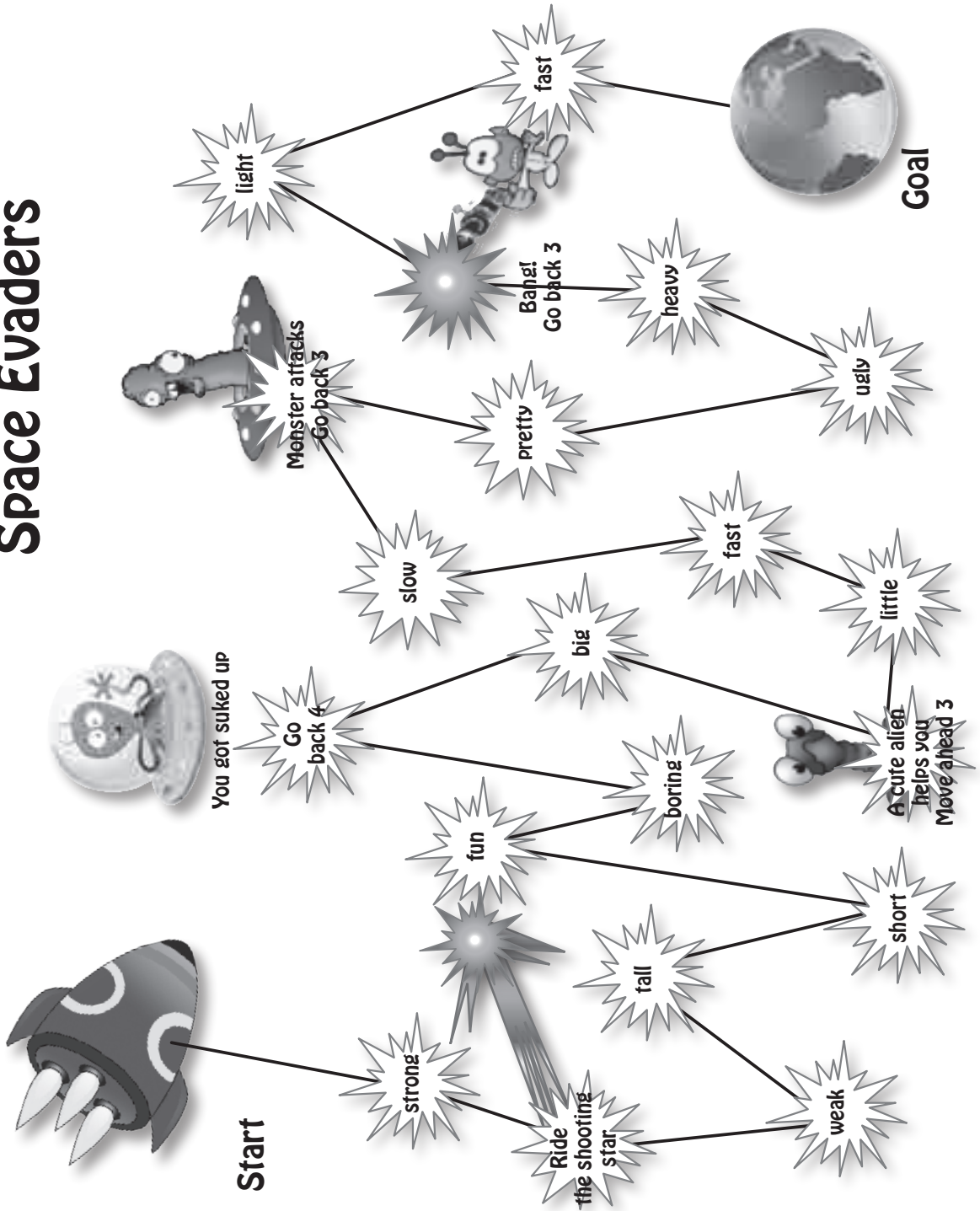
s l a l l p n y g l i g
g h l d r o v n n j e r
e a o e j a v h i x n e
t l t r e e g e r t g a
w t w h t q c l o s l t
y g n o r t s t b a i i
s e s u s y c v i f s m
k r l t y l g u p v h p
u a u t k l i g h t e v
d d e y t s l o w f b s
y x q w w i m e u n i i
t r j d s e l n d i g v

1. big
2. little
3. fast
5. slow
6. pretty
7. ugly
8. heavy
9. light
10. fun
11. boring
12. tall
13. short
14. strong
15. weak
16. adjectives



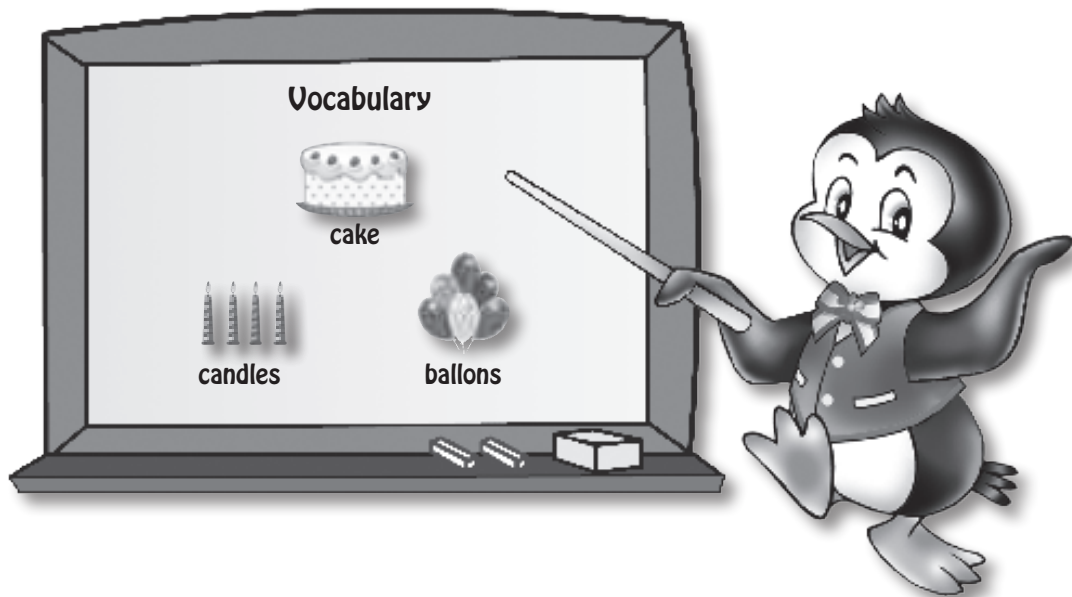
Get through space and back to Earth before your friends, and win the game!

Space Evaders



UNIT 7

Let's party





Color.

Happy Birthday To You!




Color and decorate.

Happy Birthday!



Unscramble the words and write them in the balloon.
Then, color.


AYPHP ITDABRHY



Color.

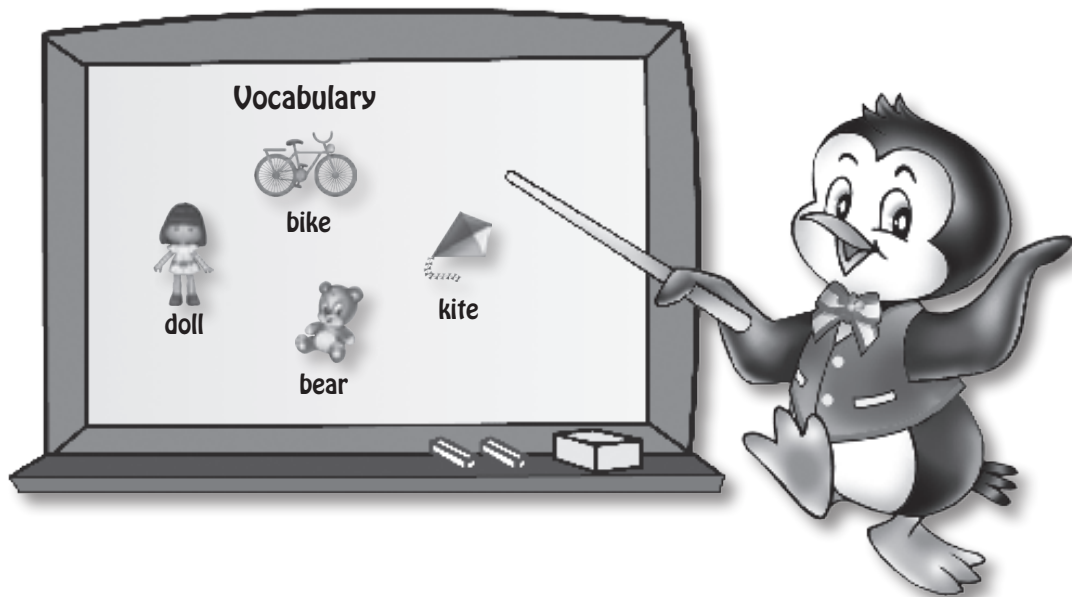


Help the Teddy bear find the balloon.






UNIT 8


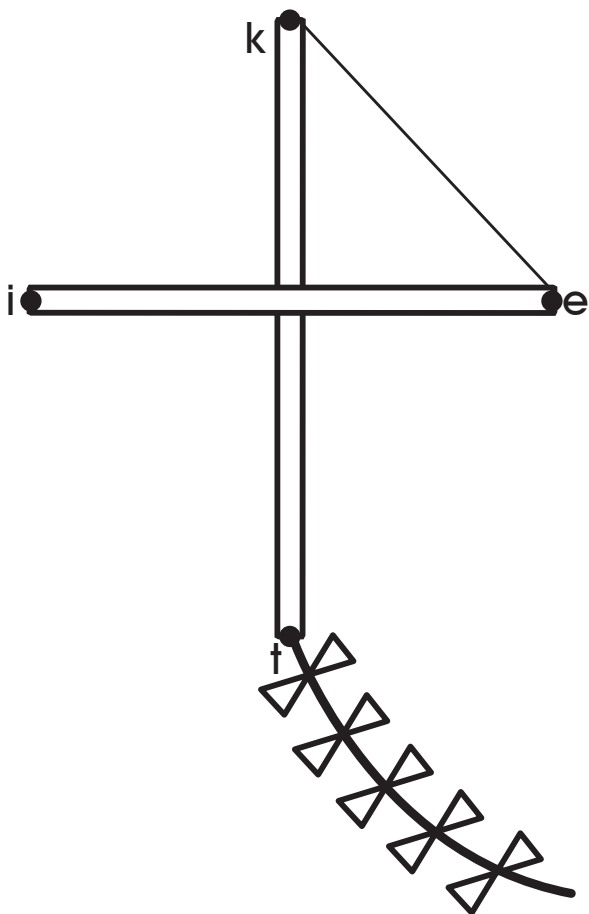

I have a yo-yo



Connect the dots and color.

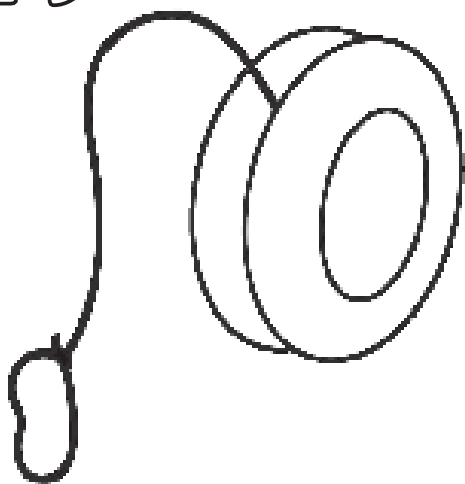


Dot to dot . (spelling)



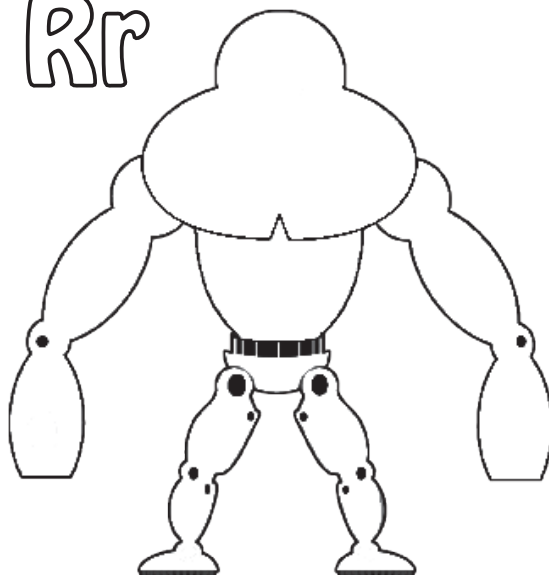
Color and write.

Yy



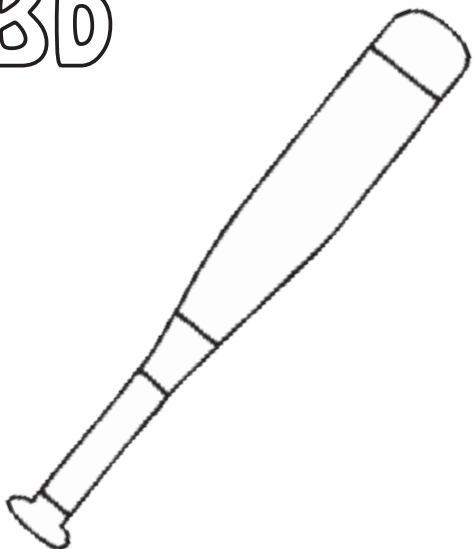
yo-yo

Rr



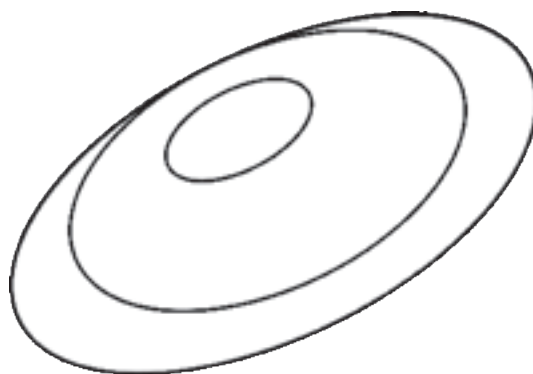
robot

Bb



bat

Ff



frisbee



Color the picture.




My Toys

Write the correct number next to the picture.




1. kite



2. bat



3. bike



4. skateboard



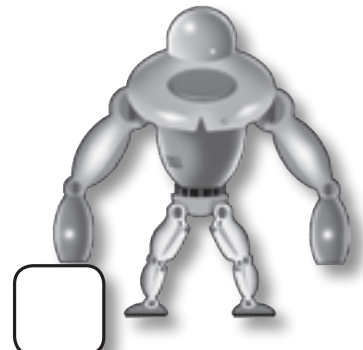
5. doll

6. robot



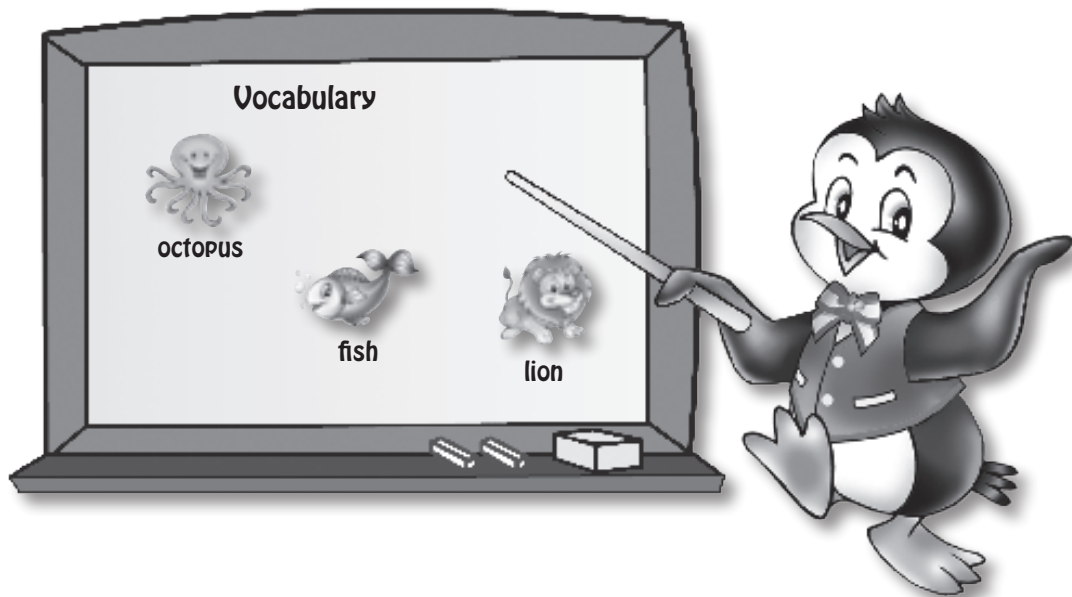
7. teddy bear

8. yo -yo




UNIT 9


It has 8 arms



Color the octopus.



Word search - animals.



1. bear

2. crocodile

3. penguin

4. tiger

5. giraffe

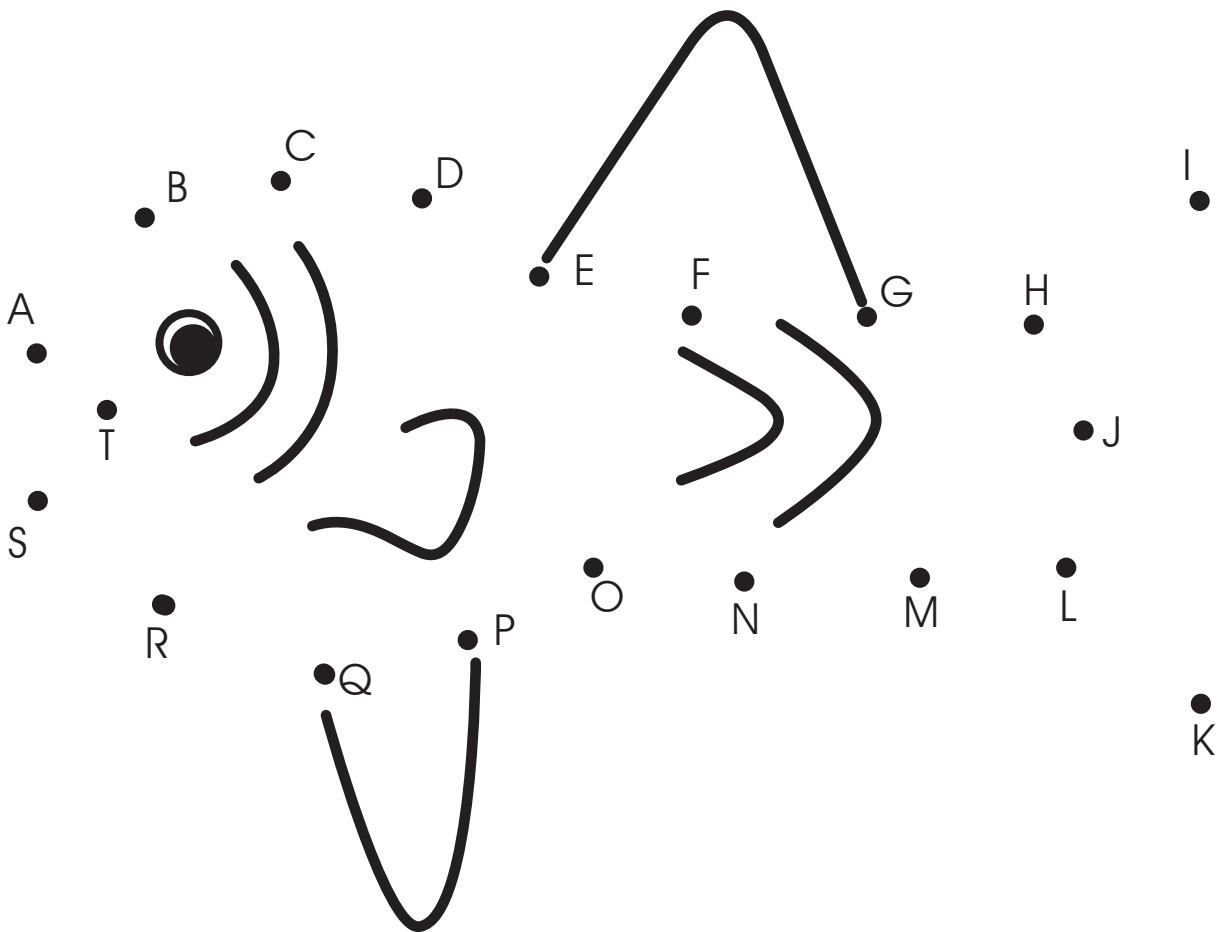
6. octopus

7. rabbit



Name _____

Connect the dots to complete the picture.



fish




Color the lion.



Help old blue find his way through the maze.



start

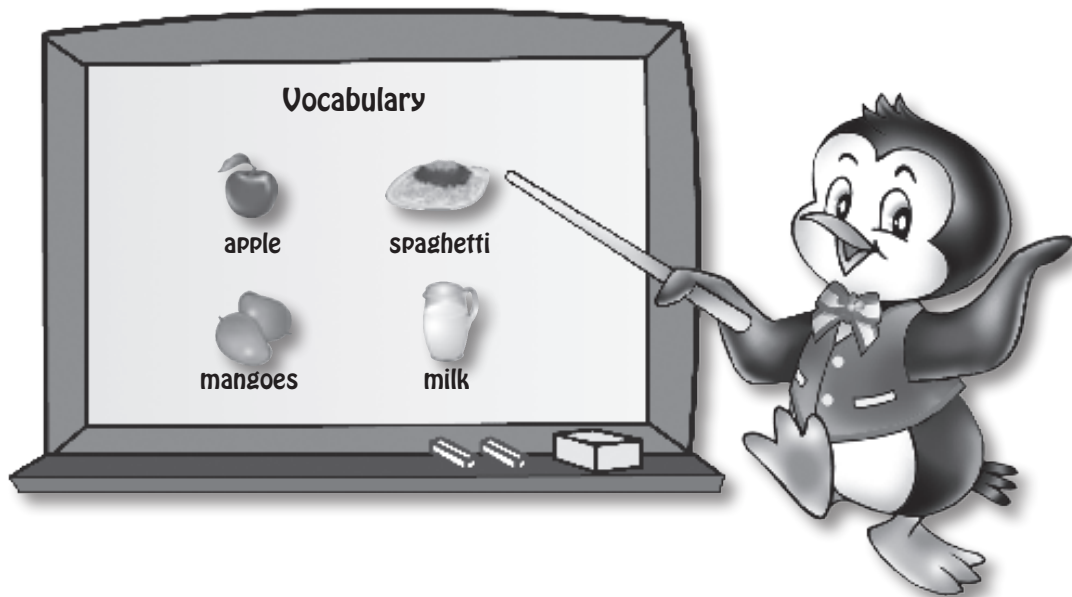


finish




UNIT 10

Yummy!



Help the gorilla find the grapes.



Word search - food.

j u l m z e p l k z f f m u m o x b c
g c l b x h y z r x d y a b z s p h o
q h k k z a x x r b r x q o g d i s l
f e l n t h c s t u s k n r b c q k w
t r i z e i n s z t g v a a k c s y s
g r m t z p d a r n h h n e c i e z v
r i q j i s p a x j w a n n d m o e p
e e u z m p w y t g n t a e m g g e l
u s z y l b z y a a k o y j r q n n n
g a m e e i u a x s x a b i q x a d l
r a e r c r p u j q s y l m c n m n o
u b r p o t a t o e s d p g z b g i j
b y v u f r b t c a k t k q u o h f r
m f j x a v o m a e r c e c i t l s a
a a s f e d t v c n o j l s o n r t e
h k m u y d v i y a s g h v h w e u t
y m r a a i r t z u x u r u p g m n j
k i t t e h g a p s f e h e g o h o f
i m o x u n p h b y x k s s j b u d p

- | | | | |
|---------------|-------------|---------------|---------------|
| 1. strawberry | 6. donuts | 10. mangoes | 14. meat |
| 2. pizza | 7. eggs | 11. ice cream | 15. spaghetti |
| 3. rice | 8. potatoes | 12. banana | 16. hamburger |
| 5. apple | 9. chicken | 13. milk | |



Color.



Conect the dots and color.



Color the vegetables.



Book's Answer Key



Student book



Workbook

ANSWER KEY

STUDENT'S BOOK



Unit 1 - Hello!

Lesson 1: Look, listen and say. (greetings)

Lesson 2: Listen and say. (colors)

Lesson 3: Look, listen and say. (What's your name?)

Lesson 4: Listen and check the correct picture.

1. a b

2. a b

3. a b

Lesson 5: 1. Listen and say. (What's your name?)
2. Ask and answer. (What's your name?)

Lesson 6: Trace and color. (Freezy)

Lesson 7: Look, listen and say.

Lesson 8: 1. Look and match.
a) Matt
b) Ely
c) Freezy

2. Trace and color. (color the igloos)

Unit 2 - How old are you?

Lesson 1: Look, listen and say.

Lesson 2: Listen and say. (Numbers)

Lesson 3: Look, listen and say. (A vs An)

Lesson 4: Listen and check the correct picture.

1. Nine (b)
2. Eight (b)
3. Orange (b)
4. Car (c)

Lesson 5: 1. Listen and say. (How old are you?)
2. Ask and answer. (How old are you?)

Lesson 6: Trace, draw candles and color.

Lesson 7: Look, listen and say.

Lesson 8: 1. Listen and color the correct number.
Number 2 is red.
Number 8 is yellow.
Number 5 is green.
Number 4 is blue.

2. Look, match and trace.
a) An airplane
b) A pear
c) A train
d) An apple

Unit 3 - What's this? What's that?

Lesson 1: Look, listen and say. (What's this/that?)

Lesson 2: Listen and say. (school items)

Lesson 3: Look, listen and say. (What's this/that?)

Lesson 4: Listen and check the correct picture.
1. schoolbag (a)
2. pen (b)
3. sharpener (b)

Lesson 5: 1. Listen and say. (What is this/that?)
2. Ask and answer. (What is this/that?)

Lesson 6: Trace and color. (Apple)

Lesson 7: Look, listen and say.

- Lesson 8:** 1. Look and check.
It's an eraser (b)
It's a desk (b)
2. Look, match and trace.
a) sharpener c) pencil
b) chair d) book

Unit 4 - My family

Lesson 1: Look and listen. (Who is that?)

Lesson 2: Listen and say. (family members)

Lesson 3: Look, listen and say. (That is my / this is my)

- Lesson 4:** 1. Listen and match the picture with the names.
a) Peter c) Rick
b) Ann d) Mary
2. Listen and check the correct picture.
a) turtle (1) c) grandmother (1)
b) fish (2) d) dog (2)

- Lesson 5:** 1. Listen and say. (Who is that?)
2. Look and practice. (Who is that?)

Lesson 6: Draw your pet.

Lesson 7: Look, listen and say.

- Lesson 8:** 1. Look, match and trace.
a) mother c) sister
b) brother d) father
2. Listen and color.
a) The fish is red.
b) The bird is yellow.

Unit 5 - My Body

Lesson 1: Look, listen and say. (Frezzy says, touch your ...)

Lesson 2: Listen, say and trace (Body parts)

Lesson 3: Look, listen and say. (Commands)

Lesson 4: Listen and check the correct picture.

- | | | | |
|-------------|-----|---------|-----|
| 1. sit down | (a) | 4. stop | (a) |
| 2. run | (b) | 5. jump | (b) |
| 3. eyes | (b) | 6. ears | (a) |

Lesson 5: 1. Listen and say. (Commands)
2. Now, it's your turn. (Commands)

Lesson 6: Draw and color. (parts of the body)

Lesson 7: Look, listen and say.

Lesson 8: 1. Look and check.
a) walk (1) b) jump (2) c) climb (1)
2. Look match and trace.
a) leg c) eyes
b) touch d) hand

Unit 6 - I'm happy

Lesson 1: Look, listen and say. (Are you ...?)

Lesson 2: Listen, say and trace.

Lesson 3: Look, listen and say. (He/she/It is ...)

Lesson 4: 1. Listen, say and trace. (Numbers)
2. Listen and write.
1. I'm fifteen (15) years old.
2. I'm twelve (12) years old.
3. I'm eleven (11) years old.
4. I'm fourteen (14) years old.

Lesson 5: Look, listen and say. (Is he/she ...?)

Lesson 6: Trace and match.

- | | |
|------------------|----------------|
| a) Thirteen (13) | b) Eleven (11) |
| c) Fourteen (14) | d) Twelve (12) |

Lesson 7: Look, listen and read.

Lesson 8: Look and check.

- | | |
|----------------------|----------------------|
| 1. No, he isn't. (b) | 4. Yes, it is. (a) |
| 2. Yes, she is. (a) | 5. No, he isn't. (b) |
| 3. Yes, he is. (a) | 6. Yes, he is. (a) |

Unit 7 - Let's party!

Lesson 1: Look, listen and say.

Lesson 2: Listen, say and trace.

Lesson 3: Look, listen and say. (What color are they?)

Lesson 4: 1. Listen, say and trace. (Numbers)

2. Listen and write.
1. I'm sixteen (16) years old.
 2. I'm eighteen (18) years old.
 3. I'm twenty (20) years old.
 4. I'm fifteen (15) years old.

Lesson 5: Look, listen and say. (Are they ...?)

Lesson 6: Trace, match and color.

- | | |
|------------------|-----------------|
| a) Eighteen (18) | c) Twenty (20) |
| b) Sixteen (16) | d) Fifteen (15) |

Lesson 7: Look, listen and say.

Lesson 8: 1. Look and match.

- a) The balloon is yellow.
 - b) The present is orange.
 - c) The candle is pink.
2. Spot and circle the differences. (7 differences)

Unit 8 - I have a yo-yo

Lesson 1: Look, listen and say.

Lesson 2: Look, listen and say. (toys)

Lesson 3: Look, listen and say. (I have a ...)

Lesson 4: 1. Listen and check the correct picture.

a) New car. (1)

b) New house. (1)

c) Old teddy bear. (2)

2. Listen and check.

a) bat (2) b) bike (1) c) kite (2)

Lesson 5: Look, listen and say. (Do you have ...?)

Lesson 6: Draw, color and trace. (toys)

Lesson 7: Look, listen and say.

Lesson 8: 1. Look and write.

a. I have a skateboard.

b. I have a yo-yo.

c. I have a kite.

d. I have a teddy bear.

2. Listen and check.

a) doll.

b) bike.

Unit 9 - It has 8 arms

Lesson 1: Look, listen and play.

Lesson 2: Listen, say and trace. (Parts of the body)

Lesson 3: Look, listen and say. (It has/doesn't have ...)

Lesson 4: 1. Listen and check the correct picture.
Picture b

2. Listen and match.
 - a) The penguin has small legs.
 - b) The crocodile has a big mouth.
 - c) The octopus has eight arms.
 - d) The tiger has big teeth.

Lesson 5: 1. Look, listen and say (Does he/she/it have ...?)
2. Now, it's your turn.

Lesson 6: 1. Look, trace and match.
a) mouth b) teeth c) finger d) feet e) eyes
2. Connect the dots. (elephant)

Lesson 7: Look, listen and say.

Lesson 8: 1. Look and write.
a) teeth. d) ear.
b) fingers. e) nose.
c) feet. f) foot.
2. Listen and match
1. Octopus 2. Rabbit 3. Crocodile 4. Penguin

Unit 10 - Yummy!

Lesson 1: Look, listen and say.

Lesson 2: Look, listen and say. (Food)

Lesson 3: 1. Look, listen and say. (I like... / I don't like...)
2. Now, your turn.

Lesson 4: 1. Listen and check the correct picture.
a) 1 b) 2 c) 1 d) 2
2. Listen and match.
I like: mangoes, pizza and rice.
I don't like: carrots and grapes

Lesson 5: Look, listen and say. (Do you like ...?)

Lesson 6: 1. Find, color and write.

d	o	n	u	t	s	f	h	o	p
s	d	f	h	u	b	n	z	j	l
v	m	q	d	p	e	l	t	v	z
r	u	b	k	i	m	e	a	t	z
m	i	l	k	s	d	t	e	e	a

2. Draw your favorite food.

Lesson 7: Look, listen and say.

Lesson 8: 1. Look and write.

- a) I like hamburger.
- b) Like meat.

- c) I like donuts.
- d) I like cherries.

2. Listen and check.
Picture a

ANSWER KEY

WORKBOOK



Unit 1 - Hello!

Lesson 1: Stick your picture and write. (Hello, I'm ...)

Lesson 2: Trace and color. (colors)

Lesson 3: Look, listen and say. (What's your name?)

Lesson 4: Listen, check and trace.

1. Hello (a)
2. Ely (b)

Lesson 5: 1. Listen, trace and say. (What's your name?)

2. Now, work in pairs. (What's your name?)

Lesson 6: Trace and color. (Penguin)

Lesson 7: 1. Look and match.

I'm Pola (b)

I'm Poly (c)

I'm Freezy (a)

2. Trace and color. (Poly, Pola and Freezy)

Lesson 8: 1. Look, say and color.

2. Look and match.

- a) Hello!
- b) Goodbye!

Unit 2 - How old are you?

Lesson 1: Look, trace and color.

Lesson 2: Look, trace and match. (numbers)

Lesson 3: 1. Look and trace.

2. Match and color.

- A doll.

- A ball.

- An airplane.

- Lesson 4:** 1. Listen and check the correct number.
a) 6 (1)
b) 8 (2)
2. Listen and check the correct pictures.
a) Banana, train.
b) Three, ball, seven.

Lesson 5: Trace and practice. (I'm ... years old)

Lesson 6: Color and check the correct answer.
(student's age).

Lesson 7: Trace and read.

- Lesson 8:** 1. Complete: a – an, then match with the correct picture.
- A train. (c)
- An apple. (d)
- An orange. (b)
- A ball. (a)
2. Write the numbers.
a) three b) ten c) two e) nine

Unit 3 - What's this? What's that?

Lesson 1: Trace and color. (What is this/that?)

Lesson 2: Look, trace and match. (school items)

Lesson 3: Complete: THIS / THAT

1. This	2. That	3. That
4. This	5. That	6. This

Lesson 4: Listen and check the correct picture. Then, color.

1. Eraser	(b)
2. Notebook	(a)
3. Pen	(b)
4. Ruler	(a)

Lesson 5: Look, trace and say. (What is this/that?)

Lesson 6: Find the apple. (maze)

Lesson 7: 1. Look, trace and say
2. Trace and answer. (it's an apple) .

Lesson 8: 1. Look and match.
2. Look and answer.
a) It's a ruler. b) It's an apple.

Unit 4 - My family

Lesson 1: Look and trace. (Who is that?)

Lesson 2: Look, trace and match.

Lesson 3: 1. Look and match.
a) hamster b) dog c) cat d) fish
2. Tracen and color.
a) This is a ball. c) This is a car.
b) That is an eraser. d) That is an apple.

Lesson 4: Listen and check.
1. Father (b) 2. Parrot (a) 3. Mother (a)
4. Hamster (a) 5. Grandfather (b)

Lesson 5: 1. Look and trace. (Who's that?)
2. Trace and answer.

Lesson 6: Join the dots and color. (Fish)

Lesson 7: 1. Look and match.
a) brother b) Pola
2. Trace and complete.
Hello I'm Ely.

- Lesson 8:** 1. Look and circle.
a) This b) That c) This
2. Listen and check.
a) Ann. b) Peter.
 This is my sister... This is my father...

Unit 5 - My body

Lesson 1: Listen, match and trace. Then, play.

Lesson 2: Look and match. (Body parts)

Lesson 3: Trace and circle.
1. a 2. a 3. a 4. a 5. b

Lesson 4: 1. Listen, trace and say. (Body parts)

2. Listen and color.
- The eyes are blue.
- The nose is yellow.
- The mouth is red.

Lesson 5: 1. Look, trace and match. (Commands)
2. Now, it's your turn.

Lesson 6: Help Freezy find his way home. (Maze)

Lesson 7: 1. Put the pictures in order.
4, 3, 2, 1

2. Trace and say.

Lesson 8: 1. Look and match.
a) Jump c) Don't jump e) Climb
b) Run d) Hop f) Don't hop

2. Read and color.

Unit 6 - I'm happy

Lesson 1: Look and trace. (Are you ...?)

Lesson 2: Look, trace and match. (Adjectives)

Lesson 3: Look, trace and check.
a) 1 b) 1 c) 1 d) 2

Lesson 4: 1. Listen and color.
a) Fifteen is yellow. c) Thirteen is red.
b) Twelve is blue. d) Fourteen is green.

2. Match and put the numbers in order.
eleven, twelve, thirteen, fourteen, fifteen

Lesson 5: 1. Look, listen and trace. (Is the girl ...?)
2. Now, it's your turn.

Lesson 6: Circle the seven differences.

Lesson 7: 1. Look, match and color.
I'm hungry, I'm 11 years old.

2. Match. Who said what.
a) Pola: Hi! This is my friend "Fridgy"
b) Poly: How old is he?

Lesson 8: 1. Look and check.
a) I'm thin, I'm happy.
b) I'm fat, I'm short.

2. Look, match and color.

Unit 7 - Let's party

Lesson 1: Look, trace and match.
1. (b) 2. (a) 3. (d) 4. (c)

Lesson 2: Look, and write.
1. cookies 2. candies 3. cake
4. candles 5. lollipop 6. balloons

Lesson 3: Read and color.

1. yellow 2. brown 3. pink 4. red

Lesson 4: 1. Listen and color.

a) seventeen is orange. c) sixteen is black. e) twenty is brown.
b) nineteen is red. d) eighteen is pink.

2. Listen and check.

a) sixteen (16) c) eight (8)
b) seven (7) d) nineteen (19)

Lesson 5: Look and check.

Lesson 6: Draw or stick a picture of your birthday party.

Lesson 7: 1. Look and match.

Freezy: They are yellow, blue, green and pink – They are balloons.

Poly: What are they? - Wow!

2. Now, listen and color.

Lesson 8: 1. Look and complete.

a) They are cookies. c) They are presents.
b) They are candies. d) They are candles.

2. Look, match and color.

a) 16 b) 17 c) 18 d) 19 e) 20

Unit 8 - I have a yo-yo

Lesson 1: Look, trace and match.

Lesson 2: Trace, match and color.

1. (c) 2. (a) 3. (c) 4. (d)

Lesson 3: Look and complete.

1. Have 2. Don't have 3. Don't have 4. Have

Lesson 4: 1. Listen and match.

Matt: skateboard and kite.

Ely: teddy bear, frisbee and bat

2. Listen, drawn and color.

a) new car b) new teddy bear c) old house

Lesson 5: Look and complete.

1. Yes, I do.
2. No, I don't.
3. Yes, I do.
4. No, I don't.

Lesson 6: Connect the dots and color. (Teddy bear)

Lesson 7: Look, put the pictures in order and complete.

1. Yes, I do.
2. Very big.
3. Wow!

Lesson 8: 1. Look and complete.

1. Yes, I do.
2. No, I don't.
3. Yes, I do.
4. No, I don't.

2. Look and complete

1. yo – yo
2. bike.
3. robot.
4. frisbee.
5. bat.

Unit 9 - It has 8 arms

Lesson 1: Look and complete.

1. tiger, four
2. octopus, eight
3. Frezzy, small
4. rabbit, long

Lesson 2: Look, trace and match.

1. (c)
2. (e)
3. (d)
4. (b)
5. (f)
6. (a)

Lesson 3: Look, trace and check.

1. (b)
2. (a)
3. (a)
4. (b)

Lesson 4: Listen and check.

1. (a)
2. (b)
3. (b)
4. (b)

Lesson 5: 1. Listen, trace and say.

2. Trace and answer.

Lesson 6: Help the tiger find the rabbit. (Maze)

Lesson 7: Look and color.

Lesson 8: Do the crossword and complete.

ACROSS

- 2. feet
- 4. ears
- 5. eye
- 7. mouth

DOWN

- 1. legs
- 2. finger
- 3. nose
- 6. arm

Unit 10 - Yummy!

Lesson 1: Look, trace and complete.

- 1. hungry 2. carrots 3. strawberries 4. yummy

Lesson 2: Look, trace and match. Then, color.

Lesson 3: Look, trace and check.

- 1. (b) 2. (a) 3. (b) 4. (a)

Lesson 4: Listen and check the correct picture.

- 1. (b) 2. (a) 3. (b) 4. (a)

Lesson 5: 1. Listen, trace and say.

- 2. Now, it's your turn.

Lesson 6: Look, trace and draw. (Maze)

My favorite food is

Lesson 7: Look, trace and color.

Lesson 8: REVISION

Do the crossword and complete.

ACROSS

- 2. milk
- 3. pizza
- 7. eggs
- 8. potatoes
- 9. meat

DOWN

- 1. rice
- 2. mangoes
- 4. grapes
- 5. fish
- 6. donut

Book 1

Test booklet

TEST Unit 1

Name: _____

I. Look and match.



Ely



Matt




Freezy


II. Trace.



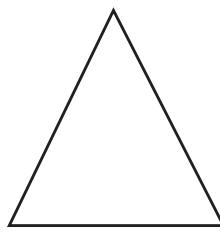
III. Color.




blue



green



red



yellow



TEST Unit 2

Name: _____

I. Complete with "a" or "an". Then, match.


1. a ball ●

2. _____ orange ●

3. _____ pear ●

4. _____ airplane ●

5. _____ train ●



II. Count and write.



four

III. Answer.

How old are you?

I'm years old.



TEST Unit 3

Name: _____

I. Match.

1. eraser ●

2. pencil ●

3. ruler ●

4. book ●



a) ● 

b) ● 

c) ● 

d) ● 

II. Look and answer.




III. Read and circle the object.

1. sharpener



2. pen



3. desk



TEST Unit 4

Name: _____


I. Match.

mother

sister

brother

father



II. Color.

1. Color the hamster.



2. Color the fish.



III. Complete with "This" or "That"

1. _____ is my grandfather.



2. _____ is my turtle.



3. _____ my mother.



4. _____ my parrot.



TEST Unit 5

Name: _____

I. Look and check.

1.  mouth a)
head b)

3.  eyes a)
hand b)

2.  eyes a)
nose b)

4.  ear a)
arm b)

II. Match.



● Run! ●



● Hop! ●

● Sit down! ●

● Stand up! ●

● Jump! ●

● Walk! ●



TEST Unit 6

Name: _____

I. Complete with the words from the box.

sad – fat – ~~thin~~ – short



She is thin.



He is _____.



He is _____.

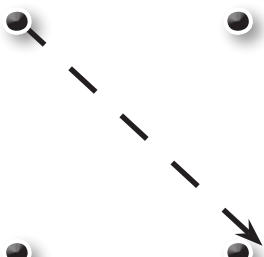


She is _____.

II. Match.

11 12 13 14 15

twelve eleven thirteen fifteen fourteen



III. Check the correct answer.



1. Is she sad?

Yes, she is.

a)

No, she isn't.

b)



2. Is it small?

Yes, it is.

a)

No, it isn't.

b)



3. Is he thirsty?

Yes, he is.

a)

No, he isn't.

b)



TEST Unit 7

Name: _____

I. Match.

1. cookies

2. balloons

3. cake

4. candles

a)



b)



c)



d)



II. Color.

16

sixteen
is pink.

17

seventeen
is brown.

18

eighteen
is black.

19

nineteen
is orange.

20

twenty
is red.

III. Check the correct answer.



1. Are they robots?

Yes, they are.


Yes, they are.

Yes, they are.


No, they aren't.

No, they aren't.

No, they aren't.



2. Are they presents?




3. Are they teddy bears?



TEST Unit 8


Name: _____

I. Complete with "have" or "don't have".



I have a robot.

I have a teddy bear.

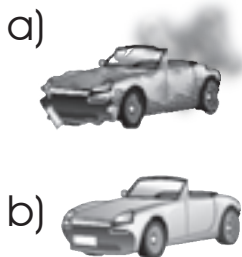


I have a kite.


I have a bike.

II. Circle the correct option.

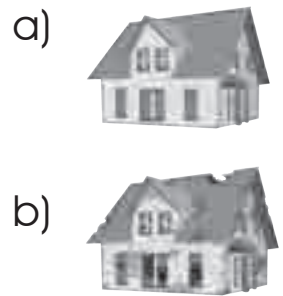
1. New car




2. Old teddy bear



3. Old house



III. Look and check (✓) or cross (✗).



1. I have a skateboard. a)

2. I have a bike. b)

3. I have a bat. c)

4. I have a yo-yo. d)

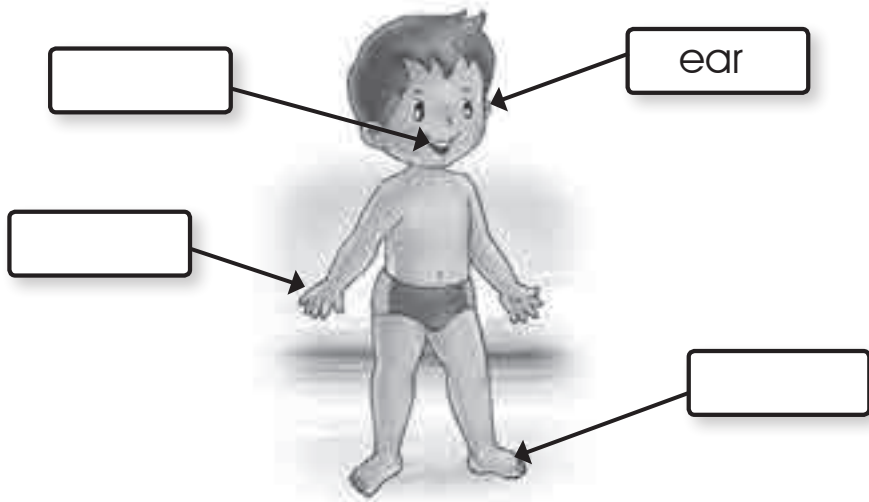


TEST Unit 9


Name: _____

I. Complete.

finger – teeth – ear – foot



II. Match.



a) penguin

b) crocodile

c) octopus

d) tiger

III. Complete with “has” or “doesn’t have”.

1. It has long ears.
2. It _____ a long tail.
3. It _____ a big mouth.
4. It _____ four legs.



TEST Unit 10

Name: _____

I. Complete.

1. I _____ like _____





2. I _____ don't like _____





3. I _____






4. I _____





II. Match.

1.



a) strawberries

2.



b) mangoes

3.



c) cherries

4.



d) grapes

III. Write

1. I like _____.

3. I don't like _____.

2. I like _____.

4. I don't like _____.




Test Answer Key



TEST Unit 1


I. Look and match.



II. Trace.

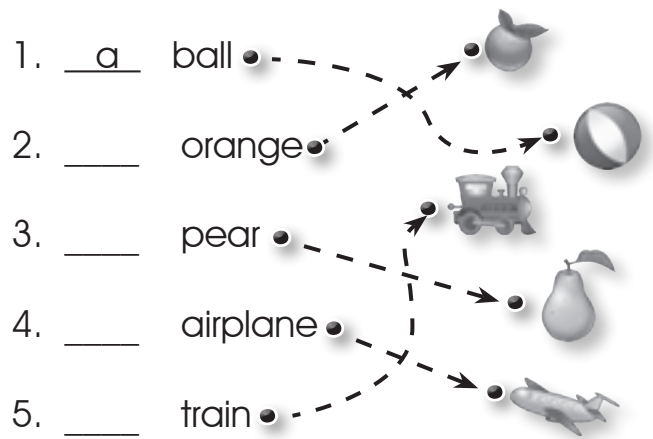


III. Color.




TEST Unit 2

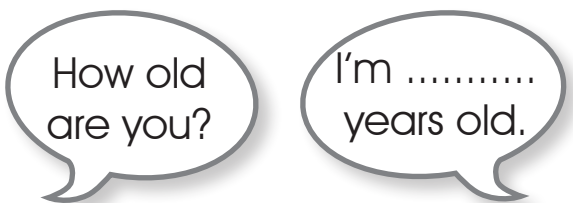
II. Complete with "a" or "an". Then, match.



II. Count and write.



III. Answer.



TEST Unit 3

I. Match.

1. eraser

2. pencil

3. ruler

4. book

II. Look and answer.

What's this?

What's that?

It's a schoolbag

It's a chair

III. Read and circle the object.

1. sharpener

2. pen

3. desk

TEST Unit 4

I. Match.

mother

sister

brother

father

II. Color.

1. Color the hamster.

2. Color the fish.

III. Complete with "This" or "That"

1. That is my grandfather.

2. This is my turtle.





3. This my mother.

4. That my parrot.





TEST Unit 5


I. Look and check.


1.  mouth a) ✓
 head b)
2.  eyes a)
 nose b) ✓
3.  eyes a) ✓
 hand b)
4.  ear a) ✓
 arm b)


II. Match.


Run! 

Hop! 

Sit down! 

Stand up! 



Jump! 



Walk! 

TEST Unit 6

I. Complete with the words from the box.

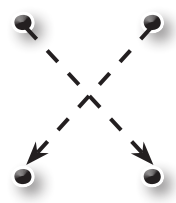
sad – fat – thin – short


 She is thin.  He is fat.

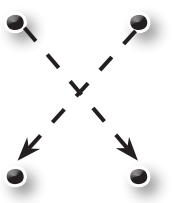
 He is short.  She is sad.

II. Match.

11 12 13 14 15










twelve eleven thirteen fifteen fourteen

III. Check the correct answer.


 1. Is she sad?
 Yes, she is. a)
 No, she isn't. b) ✓


 2. Is it small?
 Yes, it is. a) ✓
 No, it isn't. b)


 3. Is he thirsty?
 Yes, he is. a)
 No, he isn't b) ✓


TEST Unit 7

I. Match.

1. cookies •-----• a) 

2. balloons •-----• b) 

3. cake •-----• c) 


4. candles •-----• d) 


II. Color.


16 17 18 19 20

sixteen is pink. seventeen is brown. eighteen is black. nineteen is orange. twenty is red.

III. Check the correct answer.


 1. Are they robots?
 Yes, they are. a) b)
 No, they aren't a) b)


 2. Are they presents?
 Yes, they are. a) b)
 No, they aren't a) b)


 3. Are they teddy bears?
 Yes, they are. a) b)
 No, they aren't a) b)


TEST Unit 8

I. Complete with "have" or "don't have".

 I have a robot.




 I don't have a teddy bear.




 I don't have a kite.

 I have a bike.

II. Circle the correct option.

1. New car 2. Old teddy bear 3. Old house

a)  a)  a) 

b)  b)  b) 

III. Look and check (✓) or cross (X).

 1. I have a skateboard. a) b)

 2. I have a bike. a) b)

 3. I have a bat. a) b)

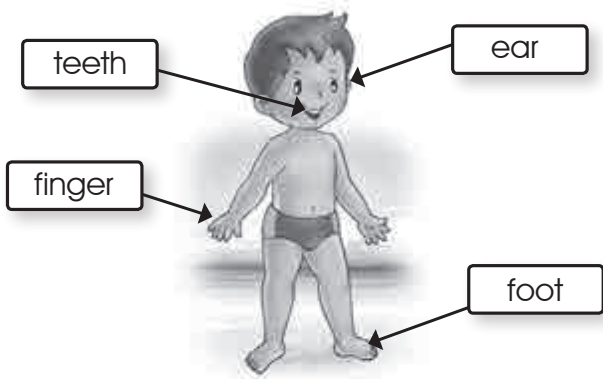
 4. I have a yo-yo. a) b)



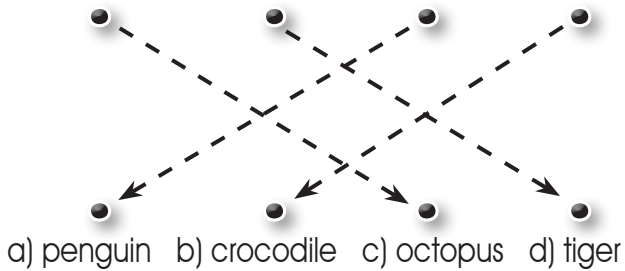
TEST Unit 9

I. Complete.

finger – teeth – ear – foot



II. Match.



III. Complete with "has" or "doesn't have".

- It has long ears.
- It doesn't have a long tail.
- It doesn't have a big mouth.
- It has four legs.

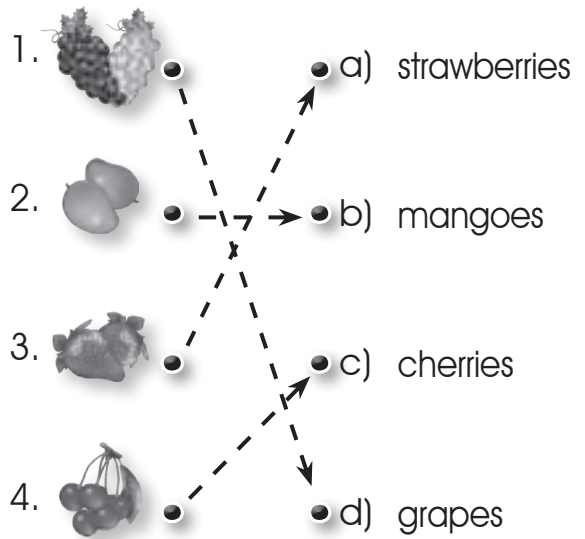


TEST Unit 10

I. Complete.

- I like _____
- I don't like _____
- I _____ _____
- I _____ _____

II. Match.



III. Write

- I like _____.
- I like _____.
- I don't like _____.
- I don't like _____.

