




# Hi Freezy

english for kids


# 2



Teacher's Resources


# UNIT 1

## Back to school



Greetings.


**Good morning!**



Good morning



Good afternoon




Good evening





Good night





Colors and match.





white





brown




red



yellow



blue



green

orange

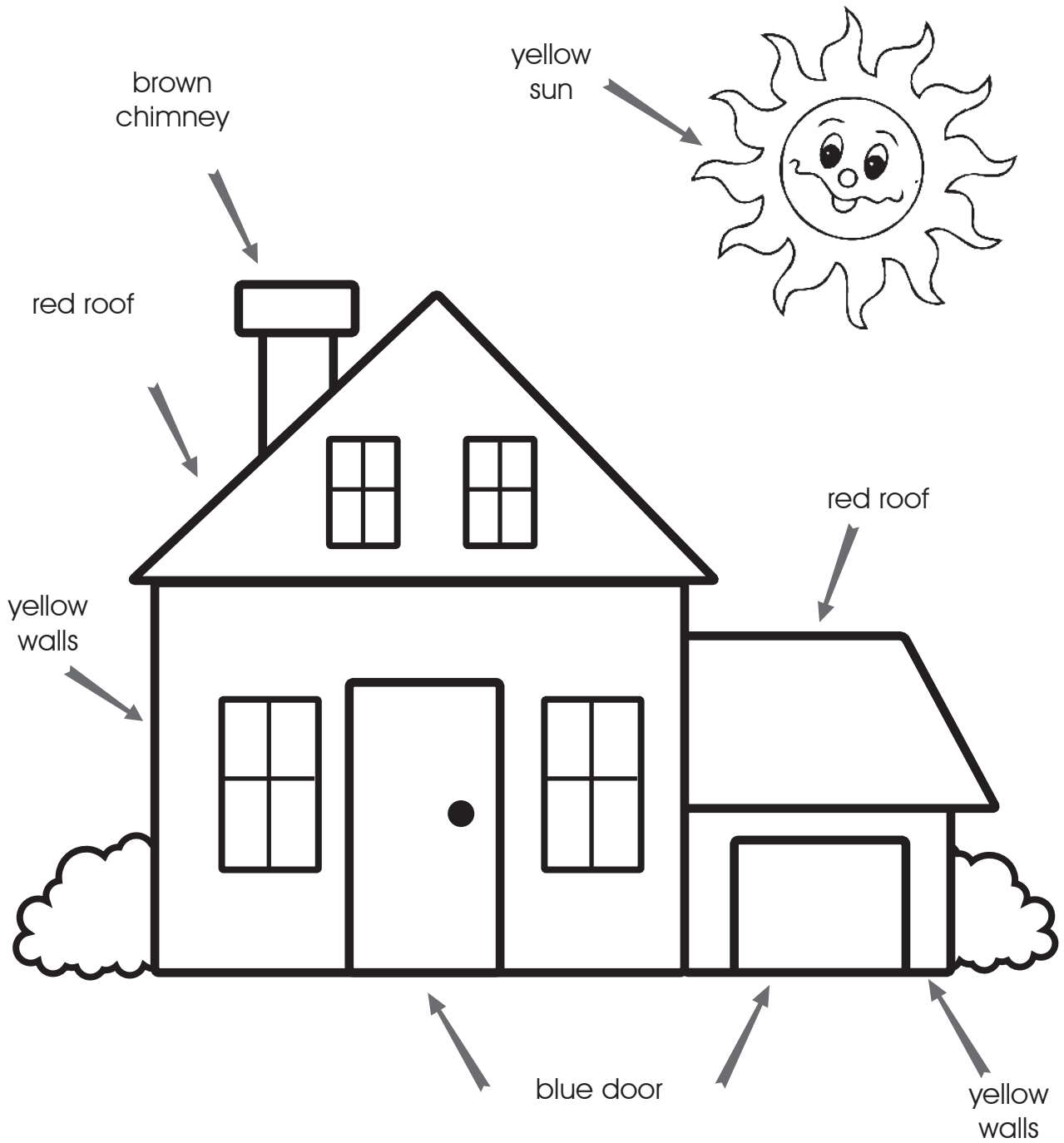
black

gray

pink



# Color the house



Color.

The alphabet

Aa Bb Cc Dd

Ee Ff Gg

Hh Ii Jj Kk

Ll Mm Nn

Oo Pp Qq Rr

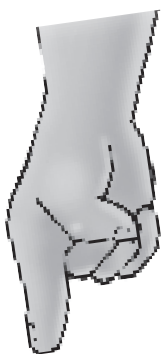
Ss Tt Uu

Vv Ww Xx

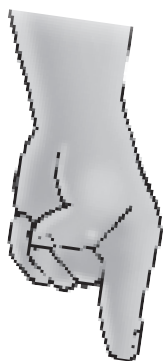
Yy Zz



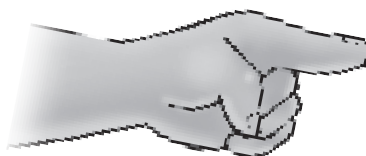
# This - that - these - those



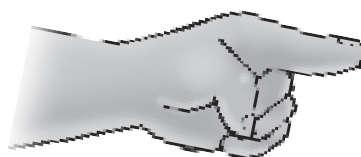
this



these



that



those

that tree

this tree


those trees

these trees




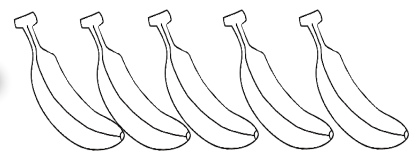

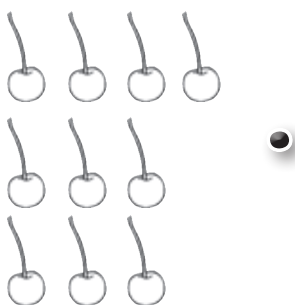


# UNIT 2

How many apples  
are there?





Match.



1

2

3

4

5


6

7

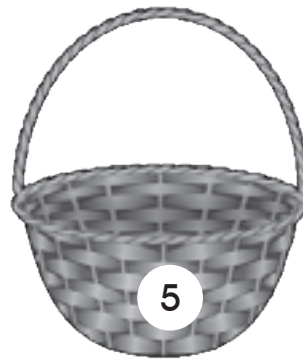
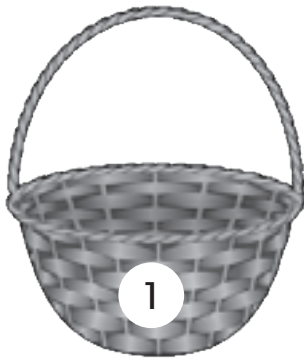
8

9





10



Color and cut out the apples. Paste the correct number of apples in each basket.



Join the dots.



## Word search - numbers.



1. eighteen
2. forty
3. sixteen
4. twenty

5. eleven
6. fourteen
7. thirteen

8. fifteen
9. nineteen
10. thirty

11. fifty
12. seventeen
13. twelve



Write numbers from 1 - 50.

1 2 3 4 5 6 7 8 9 10

11 12 13 14 15 16 17 18 19 20

21 22 23 24 25 26 27 28 29 30

31 32 33 34 35 36 37 38 39 40

41 42 43 44 45 46 47 48 49 50

Add. Write the answers.

four + six = ten

two + six = \_\_\_\_\_

three + seven = \_\_\_\_\_

three + two = \_\_\_\_\_

one + five = \_\_\_\_\_

eight + one = \_\_\_\_\_

seven + two = \_\_\_\_\_

three + two = \_\_\_\_\_

four + four = \_\_\_\_\_

six + four = \_\_\_\_\_


two + one = \_\_\_\_\_

two + four = \_\_\_\_\_






# UNIT 3

## Home sweet home!



# This is my family




Who is my family? cut and paste the words!

father	grandmother	brother
mother	grandfather	sister
	me	



# Family house

Find and color the family members!










Write and color.



Read and match.

## Prepositions of place



● in

● behind

● on

● near

● under

● between

● next to



# Prepositions



behind



in front of



above




under



next to



on



between



in




near



# UNIT 4

## There's a zoo



Color.

# There's



# Complete. There is / There are.

How many... are there in your home?



There \_\_\_\_\_ 6 \_\_\_\_\_ doors (s)  
is / are



There \_\_\_\_\_ (s)  
is / are



There \_\_\_\_\_ (s)  
is / are



There \_\_\_\_\_ (s)  
is / are



There \_\_\_\_\_ (s)  
is / are





There \_\_\_\_\_ (s)  
is / are



There \_\_\_\_\_ (s)  
is / are


spoon    bath    door    window  
refrigerator    TV    table

	= is
	= are




Color and label.

house – park - playground



Maze: let's go to the circus!





## Word scramble.

1. ahoilpst      \_ \_ \_ \_ \_

2. karp      \_ \_ \_ \_

3. tasuetnrra      \_ \_ \_ \_ \_

4. slcooh      \_ \_ \_ \_ \_

5. prsutkmerae      \_ \_ \_ \_ \_

6. ovemi etehatr      \_ \_ \_ \_ \_

7. usrcci      \_ \_ \_ \_ \_

8. ooz      \_ \_ \_

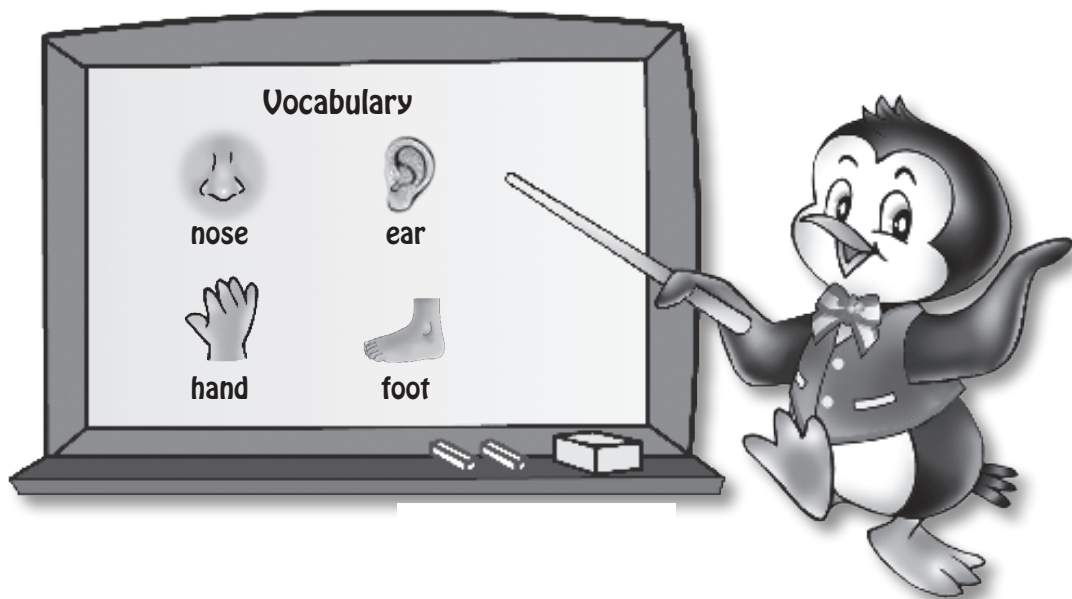
9. lpdruaygon      \_ \_ \_ \_ \_

10. tpe rstoe      \_ \_ \_ \_ \_




# UNIT 5

## She has long hair




Color.



# Body movements

Cut and paste.



eyes




leg



hand



mouth



nose




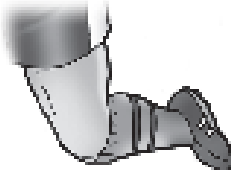






ear

touch	hear	smell
see	run	wink
eat	speak	walk
clap		




Write the names.

### Body snap



3




My feet have toes.

2



My mouth has teeth.

My face has a nose.



My hands have fingers.

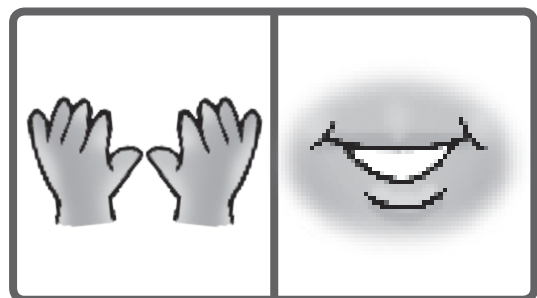



4

1

Cut on the dotted line. Fold like a card to make a book.

Cut and paste the picture to the correct page in the book.




Can you find nine parts of the body in this wordsquare?

x	n	x	z	x	l	z	a
m	o	u	t	h	e	x	r
x	s	x	x	z	g	z	m
z	e	z	h	x	e	a	r
z	z	x	a	z	x	z	x
x	x	z	n	z	e	y	e
h	e	a	d	z	x	x	x
z	x	x	z	f	o	o	t



# UNIT 6

## I can do it!





# I can sing.

Please write two sentences for each picture using "can":



I can sing.



I can draw.



I can play soccer.



I can ride a bike.



# What instruments can they play?

play



play  
the piano

play  
the drums



play  
the violin

play  
the guitar



What can she play?

He can play the piano.



# What can you do?

can



snap your  
fingers

wink



whistle

blow a  
bubble



Yes, I can.      No, I can't.



# Animals can...

What can monkeys do?  
Monkeys can climb trees.



climb trees

What can monkeys do?

Monkeys can climb trees.



fly

What can birds do?

Birds can



jump

What can kangaroos do?

Kangaroos can




what	what
can	can
you	you
do	do
what	can
you	do
I	can



# UNIT 7

## I like spaghetti



Color.

# Sandwiches!



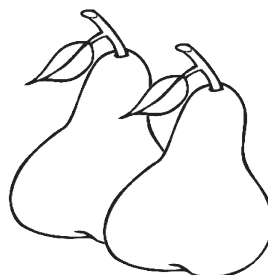
Color and practice.



I like watermelons.



I like fruit!




I like pears.



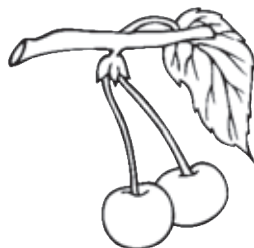
I like strawberries.



I like apples.





I like bananas.



I like cherries.

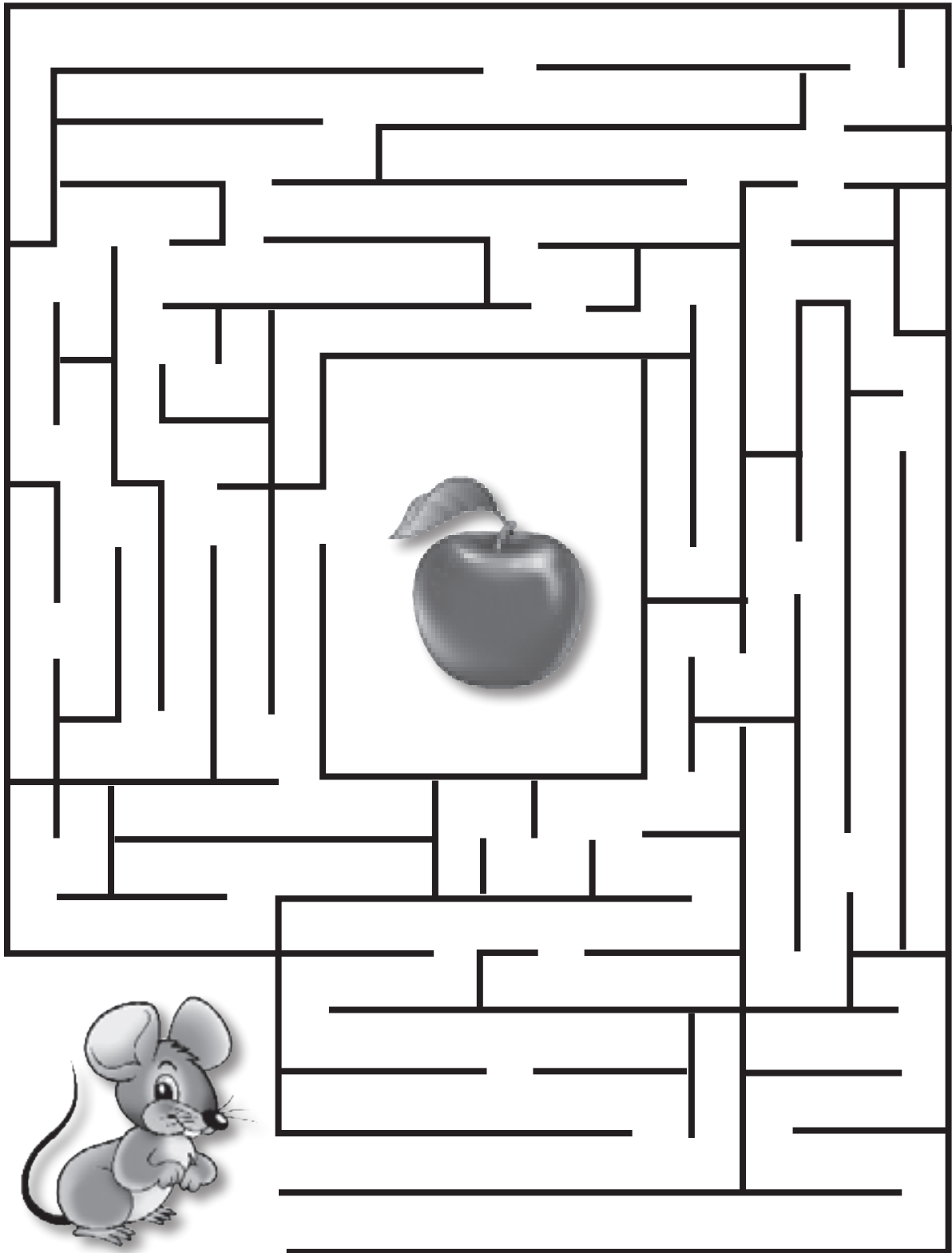


I like grapes.





This mouse is hungry. Will you help him find the apple?



Food.

# Do you like...?



= Yes, I do.



= No, I don't.

Activity area containing a grid of 42 smiley and frowny face emojis arranged in 7 rows and 6 columns. In the center, there are six circular icons of food items: a carrot, a slice of Swiss cheese, two crackers, a banana, a bowl of cereal, and a pea pod. A line connects the top-right smiley face emoji to the cracker icon.

Color the food.


Draw a line to the food you like and don't like.





# UNIT 8

## What's the weather like?



# Unscramble and match!



It's nife

It's nuyns

It's nariy


It's tho  
It's hot

It's wonys

It's docl

It's yucodl

It's nuydw



# Matching the weather

Read and match.



rain



tornado



lighting



sun



cloud



snow



# Weather words - Missing letters

Look at each weather picture and fill in the missing letters for each weather word.



c\_\_oud



ra\_\_n



\_\_un



li\_\_htnin\_\_



sn\_\_w




\_\_orn\_\_do



Help Frankie find the umbrella.

### The weather maze.





# Days of the week

naSydu  
Sunday

oMydna

---

Tdueays

---

nyWdseead

---

yuhdsraT

---

airdFy

---


Straaudy

---




# UNIT 9


## I get up at six




# May day ...




I \_\_\_\_\_ at




I \_\_\_\_\_ at




I \_\_\_\_\_ at




I \_\_\_\_\_ at




I \_\_\_\_\_ at



I \_\_\_\_\_ at



I \_\_\_\_\_ at




go to school   eat dinner   get up   leave school  
eat lunch   go to bed   eat breakfast




# What time is it?

1




It's \_\_\_\_\_

2




It's \_\_\_\_\_

3




It's \_\_\_\_\_

4




It's \_\_\_\_\_

5




It's \_\_\_\_\_

6




It's \_\_\_\_\_

7




It's \_\_\_\_\_

8




It's \_\_\_\_\_

9



It's \_\_\_\_\_

10



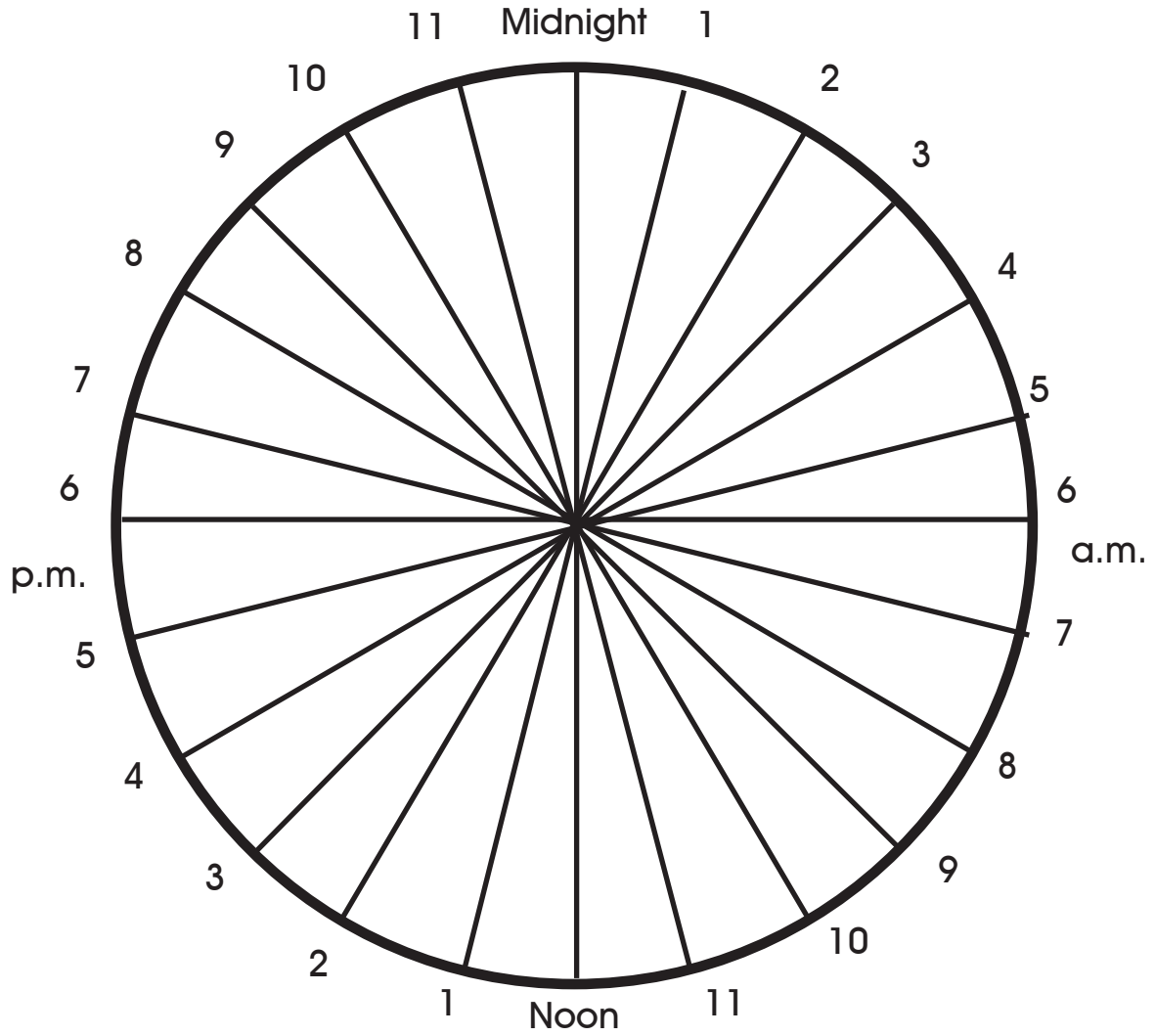
It's \_\_\_\_\_

1	2	3	4	5	6	7	8	9	10	11	12
one	two	three	four	five	six	seven	eight	nine	ten	eleven	twelve



# My daily plan

Day circle.



What do you do during the day? Write down 6 things you do and when you do them. Fill in the day circle .

What do you do?	From	To



# Morning



morning morning

What do you do in the morning?

1.

2.

3.

What time do you wake up?

3.

What time do you go to school?

4.

What do you usually have for breakfast?

5.

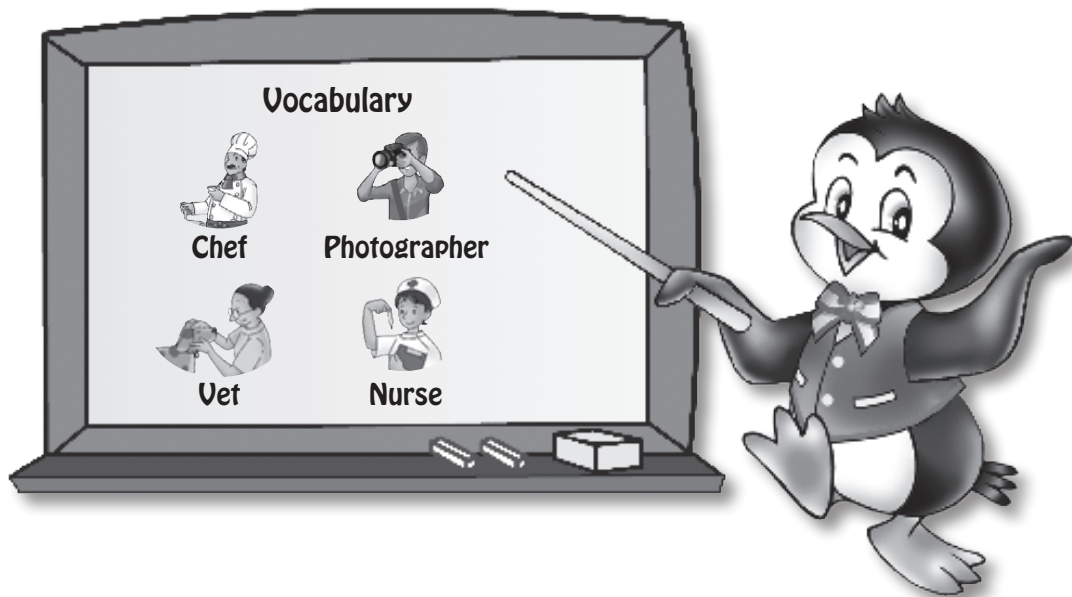


Cook and put in order what you do everyday.



# UNIT 10

## At work





Color.



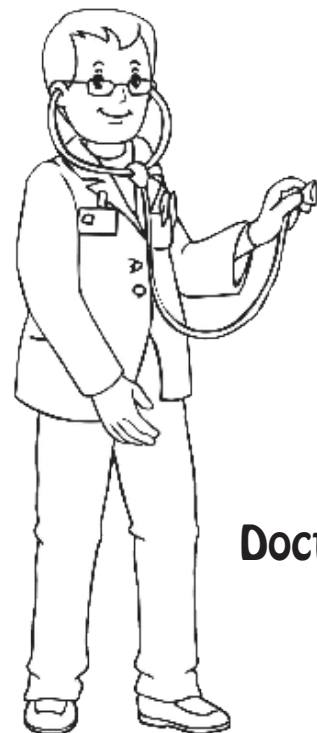
Teacher



Chef



Waiter



Doctor



# Jobs

Match the jobs with the correct pictures.

teacher - vet - surgeon - lawyer - priest - hairdresser  
 painter - accountant - doctor - scientist - dentist - policeman  
 photographer - chef - nurse - pharmacist - judge



1. \_\_\_\_\_



2. \_\_\_\_\_



3. \_\_\_\_\_



4. \_\_\_\_\_



5. \_\_\_\_\_



6. \_\_\_\_\_



7. \_\_\_\_\_



8. \_\_\_\_\_



9. \_\_\_\_\_



10. \_\_\_\_\_



11. \_\_\_\_\_



12. \_\_\_\_\_



13. \_\_\_\_\_



14. \_\_\_\_\_



15. \_\_\_\_\_



16. \_\_\_\_\_



17. \_\_\_\_\_



# Jobs and occupations

The crossword puzzle grid is composed of white squares for letters and black squares for empty space. The grid is roughly rectangular, with a central vertical column and several horizontal and vertical words intersecting.

Clues and illustrations:

- 1**: Doctor (Illustration: A doctor examining a child)
- 2**: Baker (Illustration: A baker with a tray)
- 3**: Teacher (Illustration: A teacher at a blackboard)
- 4**: Farmer (Illustration: A farmer with a tractor)
- 5**: Scientist (Illustration: A scientist in a lab coat)
- 6**: Office worker (Illustration: A man at a computer desk)
- 7**: Postman (Illustration: A postman with a mailbag)
- 8**: Gardener (Illustration: A gardener with a shovel)
- 9**: Veterinarian (Illustration: A vet with a dog)
- 10**: Athlete (Illustration: A woman with a tennis racket)
- 11**: Musician (Illustration: A musician playing a guitar)
- 12**: Nurse (Illustration: A nurse with a clipboard)
- 13**: Firefighter (Illustration: A firefighter with a hose)
- 14**: Chef (Illustration: A chef at a stove)
- 15**: Pilot (Illustration: A pilot in a cockpit)
- 16**: Hairdresser (Illustration: A hairdresser with a client)
- 17**: Soldier (Illustration: A soldier in uniform)
- 18**: Artist (Illustration: A child painting on an easel)
- 19**: Tailor (Illustration: A tailor with a dress)



Match the pictures with the correct sentence.



1.

a) He is a dentist.



2.

b) He is a firefighter.



3.

c) She is an artist.



4.

d) He is a salesperson.



5.

e) He is a businessman.

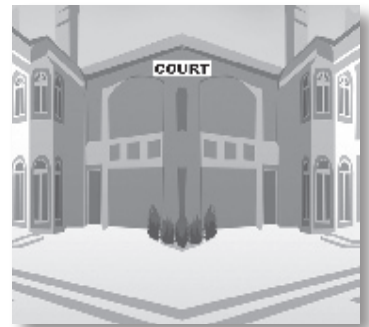
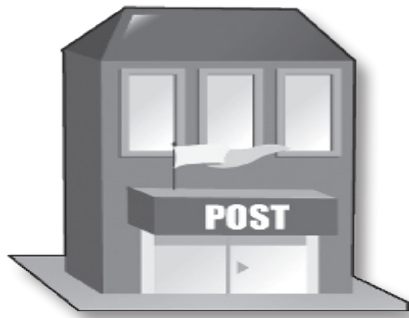


6.

f) He is a mailman.



Match.



# Book's Answer Key



**Student book**



**Workbook**



# ANSWER KEY

## STUDENT'S BOOK



### Unit 1 - Back to school

Lesson 1: Look, listen and say. (Greetings)

Lesson 2: 1. Listen and say. (colors)  
2. School Items

Lesson 3 : (What's this/that? – It's a/an)  
(What are these/those? – They're)

Lesson 4: Listen and say. (The alphabet)

Lesson 5: Draw and color.

Lesson 6: Listen and say. (How do you spell your name?)

Lesson 7: Look, listen and say.

Lesson 8: 1. Look, write and match.  
a) A            b) An            c) A

2. Read and circle.  
a) What's that?  
b) What's this?  
c) What are these?  
d) What are those?

### Unit 2 - How many apples are there?

Lesson 1: 1. Say the numbers.  
2. Read and say.  
3. Ask and answer.

Lesson 2: 1. Listen and say. (Numbers 10 - 50)  
2. Find the numbers.

Lesson 3: 1. Read and say.  
2. Ask and answer.  
a) 20            b) 5



- Lesson 4:** 1. Listen and check.  
a) twenty                      d) fifteen  
b) thirteen                      e) sixty  
c) forty
2. Listen draw and complete.  
There are fifty apples.

- Lesson 5:** 1. Listen and say.  
2. Work in pairs. Ask and answer. (There are three).

- Lesson 6:** Read, count and write.  
a) There are eight apples.  
b) There are five books.  
c) There are four penguins.  
d) There are seven pencils.

**Lesson 7:** Read and practice.

- Lesson 8:** 1. Read and match.  
a) 30              b) 15              c) 12              d) 40              e) 18
2. Add and answer.  
a) twenty five              b) thirty seven              c) forty nine  
d) fifty six              e) thirty

## **Unit 3 - Home sweet home!**

**Lesson 1:** Look, listen and say.

**Lesson 2:** Listen and say. (My family).

**Lesson 3:** 1. Listen and say. (Prepositions of place)  
on, under

- Lesson 4:** 1. Listen and draw.  
The lamp is next to the couch.  
The ball is on the couch.  
The pencil is under the couch.
2. Listen and check.  
a) 2      b) 1      c) 2      d) 2

Lesson 5: 1. Listen and say.  
2. Let's practice

Lesson 6: Find the words.

Lesson 7: Look, listen and say.

Lesson 8: 1. Look and check.  
a) 1      b) 1      c) 2

2. Look and complete.  
a) It's next to the bed.      d) They're on the bed.  
b) It's on the table.      e) It's under the table.  
c) It's in the box.

## Unit 4 - There's a zoo

Lesson 1: Look, listen and read.

Lesson 2: Listen and say. (Places in town)

Lesson 3: Look and say.

Lesson 4: 1. Listen and check.  
a) pet store.      c) circus.  
b) school.      d) playground.

2. Listen and circle.  
a) 1      b) 1      c) 1

Lesson 5: Listen and say.

Lesson 6: Find the way.

Lesson 7: Look, listen and read. Then, say.

Lesson 8: 1. Look, read and complete with **There is** or **There are**.  
a) There is      d) There is      e) There are  
b) There are      c) There is      f) There is

2. Look and match.  
a) jungle      c) playground  
b) pet store      d) circus

## Unit 5 - She has long hair

Lesson 1: Look, listen and say.

Lesson 2: Listen and say. (Hair styles)

Lesson 3: Look, listen and say.

Lesson 4: 1. Listen and check the correct picture.  
a)  
2. Listen and check the correct picture.  
a) 1      b) 2      c) 1      d) 1

Lesson 5: 1. Listen and say.  
2. Ask and answer.

Lesson 6: Look and guess the animals.  
1. dog      2. fish      3. parrot      4. turtle

Lesson 7: Look, listen and say.

Lesson 8: 1. Match.  
a) short hair    b) curly hair    c) blonde hair    d) long hair  
2. Look and check (✓) or cross (X).  
a) ✓    b) X    c) X    d) ✓

## Unit 6 - I can do it!

Lesson 1: Listen, read and say

Lesson 2: Look, listen and say.

Lesson 3: Listen, read and say.

Lesson 4: 1. Look, listen and check.  
a) 1      b) 2      c) 1      d) 2  
2. Listen and circle.  
Swim, run, cook.

**Lesson 5:** 1. Listen, read and say.  
2. Now, it's your turn.

**Lesson 6:** Help the frog find the flies.

**Lesson 7:** Listen, read and say.

**Lesson 8:** 1. Look and match.  
c) lizard      a) hippo  
d) frog      b) bat

2. Complete with can or can't.  
a) can't      c) can      e) can't  
b) can't      d) can      f) can

3. Write.

## **Unit 7 - I like spaghetti**

**Lesson 1:** Look, listen and say.

**Lesson 2:** Read and say.

**Lesson 3:** 1. Listen, read and say.  
2. Ask and answer.

**Lesson 4:** Listen and check . What do they like?  
1. a      2. b

**Lesson 5:** 1. Listen, read and say.  
2. Ask and answer.

**Lesson 6:** Draw what food you like and don't like.  
Then, complete the sentences.

**Lesson 7:** Look, read and say.

**Lesson 8:** Look, read and complete. Use LIKE / DON'T LIKE.  
1. like      3. like      5. don't like  
2. don't like      4. like      6. don't like

## Unit 8 - What's the weather like?

**Lesson 1:** 1. Listen, read and practice.  
2. Now, it's your turn.

**Lesson 2:** 1. Look, listen and say. (The weather)  
2. Look, listen and say. (The days of the week)

**Lesson 3:** 1. Look, read and tell the time.  
2. Let's practice.

**Lesson 4:** 1. Listen and draw.  
a) It's one o'clock.    b) It's five o'clock.    c) It's seven o'clock  
2. Listen and check.  
a) Sunday                      b) Saturday

**Lesson 5:** 1. Listen, read and practice.  
2. Let's practice.

**Lesson 6:** 1. Find the days of the week and circle. (Word search).  
2. Help Frankie say the days of the week.

**Lesson 7:** Listen, read and say.

**Lesson 8:** 1. Read and draw the time.  
2. Read and put in order.  
a) 3    b) 7    c) 2    d) 5    e) 1    f) 6    g) 4  
3. Read, complete and draw.

## Unit 9 - I get up at six

**Lesson 1:** Look, listen and play.

**Lesson 2:** Look, listen and say.

**Lesson 3:** Look, listen and say.

**Lesson 4:** 1. Listen and check the correct picture.  
a) 2    b) 2    c) 1    d) 1  
2. Listen and match.  
a) get up    b) go home    c) go to bed    d) do homework

**Lesson 5:** 1. Look, listen and say.  
2. Now, it's your turn.

**Lesson 6:** Complete your schedule.

**Lesson 7:** Look, listen and say.

**Lesson 8:** 1. Look and match.  
a) I go home at 3 o'clock                      c) go to bed at 8 o'clock  
b) I get up at 6 o'clock                         d) I go to school at 7 o'clock  
2. Answer the questions.

## Unit 10 - At work

**Lesson 1:** Look, read and say.

**Lesson 2:** Look, listen and say.

**Lesson 3:** Look, listen and say.

**Lesson 4:** Read, listen and check the correct picture.  
1. b      2. a      3. b

**Lesson 5:** Listen, read and say.

**Lesson 6:** Unscramble the words and write.  
1. waiter              5. nurse                      9. chef  
2. singer              6. actor                      10. musician  
3. teacher             7. police officer            11. dancer  
4. vet                    8. dentist                    12. doctor

**Lesson 7:** Listen, read and say.

**Lesson 8:** 1. Read and complete with the correct form of the verbs in the box.  
a) My brother watches TV every day.  
b) Tom goes to school at 7 o'clock.  
c) Marvin dances pop music.  
d) My father washes the dishes on Sunday.  
2. What does your father do?  
a) He's a doctor.                                  c) He's a police officer.  
b) He's a chef.                                      d) He's an actor.

# ANSWER KEY

## WORKBOOK



### Unit 1 - Back to school

Lesson 1: Look and complete the bubbles.

1. Hello.
2. Good morning.
3. Bye.
4. George this is Tom.

Lesson 2: Let's color.

Lesson 3: Look, read and circle.

- |         |          |
|---------|----------|
| 1. This | 5. These |
| 2. That | 6. Those |
| 3. That | 7. These |
| 4. This | 8. Those |

Lesson 4: Look, listen and complete. (The alphabet)

Lesson 5: Look, listen and practice. (How do you spell your name?)

Lesson 6: Help Konki find this friends.

Lesson 7: Read and practice.

Lesson 8: Complete the missing letters.

- |             |           |
|-------------|-----------|
| 1. fish.    | 4. snake. |
| 2. dolphin. | 5. zebra. |
| 3. bee.     |           |

### Unit 2 - How many apples are there

Lesson 1: Look and write the numbers!

- |             |              |              |
|-------------|--------------|--------------|
| 1. fifteen  | 5. twelve    | 9. thirteen  |
| 2. sixteen  | 6. seventeen | 10. fourteen |
| 3. nineteen | 7. eighteen  |              |
| 4. twenty   | 8. eleven    |              |

**Lesson 2:** Do some Math!

**Lesson 3:** Look, count and complete. (How many...?)

1. There are fourteen balls.
2. There are thirty rabbits.
3. There are ten rockets.
4. There are twenty five whales.
5. There are eight yo-yos.

**Lesson 4:** Listen and write the number.

- a) 13   b) 40   c) 12   d) 9   e) 21   f) 15   g) 50   h) 32  
i) 16   j) 49   k) 19   l) 10   m) 3   n) 26   o) 17

**Lesson 5:** Ask and answer.

How many pens are there?  
There are seven pens.

**Lesson 6:** Connect the numbers.

**Lesson 7:** 1. Read and practice.  
2. Ask and answer.  
How many bees are there?  
There are nine bees.

**Lesson 8:** 1. What's the next number?

- a) 50   b) 25   c) 15   d) 28   e) 19   f) 13

2. Write the numbers.

- a) sixty                      c) twenty three                      e) thirty five  
b) thirteen                      d) forty eight

## Unit 3 - Home sweet home!

**Lesson 1:** Look and complete.

**Lesson 2:** 1. Look and complete. Use the words from the box.

- a) grandfather      b) uncle      c) aunt  
d) father              e) cousin      f) sister

**Lesson 3:** 1. Look and match.

- a) under      b) between      c) next to      d) on      e) in

2. Look and complete.

- a) under      b) next to      c) between      d) in



- Lesson 4:** 1. Listen and check.  
a) 1      b) 2      c) 3      d) 4  
2. Listen and match.

- Lesson 5:** 1. Read and complete.  
Who's that? - grandmother - grandfather

- Lesson 6:** Stick or draw pictures of your family.

- Lesson 7:** 1. Read and match.  
2. Listen and check the correct picture.  
c)

- Lesson 8:** 1. Look and write the missing words.  
a) grandfather,      c) mother      e) sister  
b) grandmother      d) father      f) cousin  
2. Look and check (✓) or cross (✗).  
a) ✗      b) ✓      c) ✓      d) ✗      e) ✗

## Unit 4 - There's a zoo

- Lesson 1:** Read and complete.  
zoo - where - restaurant

- Lesson 2:** Look and match.  
a) park      c) school      e) circus  
b) hospital      d) supermarket      f) playground

- Lesson 3:** 1. Complete with There is or There are.  
a) There is      c) There are      e) There are  
b) There is      d) There is      f) There are  
2. Look and check (✓) or cross (✗).  
a) ✓      b) ✗      c) ✗      e) ✓      f) ✓

- Lesson 4:** Listen and match.  
1. There is a restaurant next to the pet store.  
2. There is a circus next to the park.  
3. There is a supermarket next to the pet store.  
4. There is a circus between the park and the playground.  
5. There is a school between the hospital and the playground.  
6. There is a school next to the hospital.

- Lesson 5:** 1. Look at the map and answer.  
Yes, there are. No, there isn't.  
2. Now, it's your turn. Ask and answer questions.

**Lesson 6:** Find the words.

- Lesson 7:** 1. Put the pictures in order. Write 1 - 3.  
3, 1, 2  
2. Correct the sentences.  
Three tickets, please. - There's a magician. - Great!

- Lesson 8:** 1. Look and correct the sentences.  
b) There is a school bag under the table.  
c) There is a dog.  
d) There is a lamp next to the bed.  
e) There are three books on the table.  
2. Unscramble and match.  
b) city c) park d) clown e) hospital f) magician

## Unit 5 - She has long hair

**Lesson 1:** Look and complete.  
dog - don't - cat

**Lesson 2:** Look and match.  
1. long hair                      3. curly hair                      5. straight hair  
2. short hair                      4. dark hair                      6. blonde hair

**Lesson 3:** Look and complete with have or don't have.

1. Have, don't have
2. Don't have, have

**Lesson 4:** 1. Listen and check.  
a) parrot b) rabbit 3) fish 4) turtle  
2. Listen, draw and color.  
She has long hair, she has curly hair, she has dark hair, she has blue eyes.

**Lesson 5:** 1. Look and complete.  
No, I don't. - Yes, I do. - Yes, I do.  
2. Now it's your turn. Ask and answer questions.

**Lesson 6:** Do the crossword

- |           |           |              |             |
|-----------|-----------|--------------|-------------|
| 1. cat    | 3. parrot | 5. crocodile | 7. elephant |
| 2. turtle | 4. rabbit | 6. dog       |             |

**Lesson 7:** Look and match.

Frankie - it doesn't have ears - the crocodile.

Konki - No, but it has a big mouth and big teeth - The crocodile.

Konki - Yes, and it has a big nose - the elephant.

**Lesson 8:** 1. Look and complete with the words from the box.

- a) Has, long, black      b) Hair, doesn't have, has

2. Read and complete.

## Unit 6 - I can do it!

**Lesson 1:** Look and complete.

- a) swim      b) talk      c) jump      d) run

**Lesson 2:** Complete and match.

- |            |         |           |            |
|------------|---------|-----------|------------|
| 2. giraffe | 4. frog | 6. parrot | 8. penguin |
| 3. snake   | 5. bat  | 7. lion   | 9. hippo   |

**Lesson 3:** 1. Look and complete with can or can't.

- a) can      b) can't      c) can      d) can't      e) can

2. Read and write "T" for true or "F" for false.

**Lesson 4:** 1. Listen and match.

- a) can cook      b) can't play the piano      c) can't swim      d) can walk

2. Listen and check.

- a) walk      b) climb      c) see

**Lesson 5:** 1. Read and complete.

Yes, I can.      -      No, I can't.

2. Now it's your turn.

**Lesson 6:** Connect the dots and color.

Lion

- Lesson 7:** 1. Read and match.  
a) Trunky      b) Frankie      c) Lizy  
2. Complete with Yes, it can. or No, it can't.  
Yes, it can - No, it can't - Yes, it can

- Lesson 8:** 1. Look and write sentences.  
b) She can walk.                      c) He can't fly.  
b) She can cook.                      c) She can't swim.  
2. Look and match.  
1. can fly      2. can swim      3. can swim      4. can fly

## Unit 7 - I like spaghetti

**Lesson 1:** Look and put (✓) for "I like" or (✗) for "I don't like".

- Lesson 2:** Look, complete and match.
- |            |              |                 |         |
|------------|--------------|-----------------|---------|
| a) cheese  | d) soda      | g) potato chips | j) milk |
| b) pizza   | e) sandwich  | h) meat         |         |
| c) bananas | f) hamburger | i) spaghetti    |         |

- Lesson 3:** 1. Make negative sentences.  
b) I don't want soda.                      e) I don't want potato chips.  
c) I don't want pizza.                      f) I don't want candy.  
d) I don't want spaghetti.  
2. Make affirmative sentences.  
b) I want ice cream.                      e) I want cheese.  
c) I want bananas.                      f) I want chicken.  
d) I want milk.  
3. Ask and answer.

**Lesson 4:** Listen and check.  
1.    2.    3.    4.    5.    6.    7.    8.

**Lesson 5:** Read and complete.

**Lesson 6:** Find the words (food).

- Lesson 7:** 1. Read and practice.  
2. Ask and answer.

- Lesson 8:**
- Put in order.
    - I like cheese.
    - I don't like pizza.
    - I want candy.
    - I don't want fish.
    - I like spaghetti.
  - Make sentences.

## Unit 8 - What's the weather like?

- Lesson 1:**
- Look, complete and practice.  
Sunny
  - Ask and answer.  
What's the weather like? - It's hot.

**Lesson 2:** Match.

**Lesson 3:** Draw the correct time.

- Lesson 4:**
- What time is it? Listen and check.  
It's two o'clock (b)
  - What's your favorite day? Listen and check.  
Friday

- Lesson 5:**
- Listen and practice.
  - Ask and answer.

- Lesson 6:**
- Unscramble the words.
    - Monday
    - Sunday
    - Saturday
    - Wednesday
    - Saturday
    - Thursday
    - Friday
  - Write the days of the week in order.  
Monday, Tuesday, Wednesday, Thursday, Friday, Saturday, Sunday.

- Lesson 7:**
- Ask and answer.
  - Read and practice.

**Lesson 8:** Do the word search (weather).

## Unit 9 - I get up at six

**Lesson 1:** Look and complete.

a) get up    b) six o'clock    c) don't    d) eight o'clock

**Lesson 2:** Look and match.

2. get up    3. do the homework    4. go to bed    5. go to school

**Lesson 3:** 1. Rewrite the sentences in the negative form.

2. We don't do the homework at four o'clock.

3. They don't go to bed at nine o'clock

4. I don't get up at six o'clock.

2. Look and complete.

They go to school at eight o'clock.

They go home at three o'clock.

**Lesson 4:** 1. Listen and check.

a) 1    b) 1    c) 2    d) 1

2. Listen and match.

**Lesson 5:** 1. Look and complete.

a) do    b) don't

2. Now it's your turn.

**Lesson 6:** 1. Read and put the pictures in order 1 - 5.

5,    4,    1,    2,    3

**Lesson 7:** 1. Put the pictures in order, write 1 - 4.

2,    3,    4,    1

2. Complete and color.

Frankie

**Lesson 8:** Look and answer the questions..

1. They get up at six o'clock.

2. They go to school at seven o'clock.

3. They go home at three o'clock.

4. They go to bed at nine o'clock.

## Unit 10 - At work

- Lesson 1:**
1. Answer these questions.
    2. She's a teacher. She works in a school.
    3. He's a musician. He works in a concert hall.
    4. She's a chef. She works in a restaurant.
    5. He's a police officer. He works in a police station.
  2. Look and answer.  
He's a waiter.

- Lesson 2:** Look and match.  
a) 6    b) 5    c) 4    d) 7    e) 8    f) 1    g) 2    h) 3

- Lesson 3:**
1. Circle the correct answer.  
a) plays    b) cooks    c) works    d) watches
  2. Look at the pictures and make sentence.  
a) goes to school    b) watches    c) dances    d) works

- Lesson 4:**
1. Listen and complete.  
a) Doctor    b) Vet    c) Nurse    d) Chef    e) Singer
  2. Listen and check what you hear.  
school, waiter, hospital, police officer, restaurant

- Lesson 5:** Look and practice.

- Lesson 6:** Do the word search (occupations).

- Lesson 7:** Read and practice.

- Lesson 8:**
1. Circle the correct words.  
a) study    b) goes    c) work    d) like    e) watches
  2. Complete with Do or Does.  
a) Do    b) Does    c) Does    d) Do    e) Does
  3. Change to negative.
    - a) I don't watch TV in the morning.
    - b) Tina doesn't wash the dishes everyday.
    - c) Paul doesn't go to school at 7 o'clock.

**Book 2**  
**Test booklet**






# TEST Unit 1

Name: \_\_\_\_\_

## I. Look and match.



● desk



● pencil case



● chair

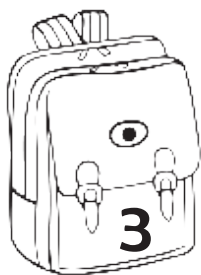


● school bag

## II. Complete with A or AN.

1. \_\_\_\_\_ apple
2. \_\_\_\_\_ school bag
3. \_\_\_\_\_ monkey
4. \_\_\_\_\_ umbrella
5. \_\_\_\_\_ board

## III. Listen and color.



# TEST Unit 2

Name: \_\_\_\_\_

## I. Count and complete.

1. How many balls are there?

There are eight balls.



2. How many apples are there?

There are \_\_\_\_\_



3. How many oranges are there?

There are \_\_\_\_\_



4. How many books are there?

There are \_\_\_\_\_



## II. Match.

- |                  |   |      |
|------------------|---|------|
| 1. <b>fifty</b>  | ● | ● 10 |
| 2. <b>twenty</b> | ● | ● 20 |
| 3. <b>ten</b>    | ● | ● 30 |
| 4. <b>thirty</b> | ● | ● 40 |
| 5. <b>forty</b>  | ● | ● 50 |

## 3. Complete.

- |                   |   |             |       |
|-------------------|---|-------------|-------|
| 1. ten + fifteen  | = | twenty-five | 25    |
| 2. twenty + eight | = | _____       | _____ |
| 3. three + nine   | = | _____       | _____ |
| 4. forty + eleven | = | _____       | _____ |
| 5. thirty + three | = | _____       | _____ |



# TEST Unit 3

Name: \_\_\_\_\_

## I. Complete with the words from the box.

sister – grandfather – brother – uncle - mother

1. Who's that?



It's my grandfather

2. Who's that?



It's my \_\_\_\_\_

3. Who's that?



It's my \_\_\_\_\_

4. Who's that?




It's my \_\_\_\_\_

5. Who's that?



It's my \_\_\_\_\_

## II. Match.



●  
one

●  
next to

●  
in

●  
between

●  
under

## III. Look and check (✓) or cross (×).

1. The ball is under the table.

2. The books are under the table.

3. The lamp is next to the couch.

4. The radio is on the couch.

5. The ball is in the box.



# TEST Unit 4

Name: \_\_\_\_\_

## I. Complete with There is or There are.

1. \_\_\_\_\_ two banks next to the school.
2. \_\_\_\_\_ a pencil in the pencil case.
3. \_\_\_\_\_ an umbrella in the box.
4. \_\_\_\_\_ books on the bed.
5. \_\_\_\_\_ eight oranges on the table.

## II. Match



playground

pet store

movie theater

jungle

circus

## III. Answer.

Yes, there is

Yes, there are

No, there isn't

No, there aren't

1. Is there a TV? No, there isn't
2. Are there two couches? \_\_\_\_\_
3. Are there two lamps? \_\_\_\_\_
4. Is there a radio? \_\_\_\_\_
5. Is there a dog on the couch? \_\_\_\_\_



# TEST Unit 5

Name: \_\_\_\_\_

## I. Match



fish



dog



parrot



rabbit



turtle

## II. Complete with have or has.

1. We \_\_\_\_\_ a dog and a cat.
2. Ana \_\_\_\_\_ long hair.
3. Jenny doesn't \_\_\_\_\_ curly hair.
4. I \_\_\_\_\_ blue eyes.
5. He \_\_\_\_\_ dark hair.

## III. Look and check (✓) or cross (✗).

1. He has short hair.
2. He doesn't have curly hair.
3. He has fair hair.
4. He has long hair.
5. He doesn't have straight hair.



# TEST Unit 6

Name: \_\_\_\_\_

## I. Complete with can or can't.

1. A cat \_\_\_\_\_ swim.
2. A lion \_\_\_\_\_ jump.
3. A frog \_\_\_\_\_ fly.
4. A giraffe \_\_\_\_\_ run.
5. A bat \_\_\_\_\_ fly.

## II. Match.

1. It can't jump. ●
2. It can swim. ●
3. It can run. ●
4. It can fly. ●



## III. Answer.

1. Can they swim?



Yes, they can.

2. Can he cook?



\_\_\_\_\_

3. Can he climb a tree?



\_\_\_\_\_

4. Can it talk?




\_\_\_\_\_



# TEST Unit 7

Name: \_\_\_\_\_

## I. Look and complete like or don't like.



1. I \_\_\_\_\_ sandwiches
2. I \_\_\_\_\_ meat.
3. I \_\_\_\_\_ cheese.
4. I \_\_\_\_\_ ice cream.
5. I \_\_\_\_\_ fish.
6. I \_\_\_\_\_ spaghetti.

## II. Match




lunch

dinner

breakfast

## III. Look and answer.



Girl: Do you want soda?

Boy: I don't want soda. I want milk.



Girl: Do you want fish?

Boy: \_\_\_\_\_  
 \_\_\_\_\_



Girl: Do you want soda?

Boy: \_\_\_\_\_  
 \_\_\_\_\_



Girl: Do you want soda?

Boy: \_\_\_\_\_  
 \_\_\_\_\_





# TEST Unit 8







Name: \_\_\_\_\_

## I. Unscramble the words and put them in the correct order.






### Days of the week

- |           |               |                  |
|-----------|---------------|------------------|
| Tesuyad   | _____         | 1. <u>Monday</u> |
| Rafiyd    | _____         | 2. _____         |
| Tusrhady  | _____         | 3. _____         |
| Rusytada  | _____         | 4. _____         |
| Nodyma    | <u>monday</u> | 5. _____         |
| Sadnuy    | _____         | 6. _____         |
| Yedsnewad | _____         | 7. _____         |

## II. Write the time.

- |  |  |  |
|--|--|--|
| 1.  | 2.  | 3.  |
| <u>It's two o'clock</u>  | _____  | _____  |
| 4.  | 5.  | 6.  |
| _____  | _____  | _____  |

## III. Match.

- |   |   |   |  |   |
|---|---|---|--|---|
|  |  |  |  |  |
| ●   | ●   | ●   | ●  | ●   |
| ●   | ●   | ●   | ●  | ●   |
| cold  | hot   | sunny   | rainy  | cloudy  |



# TEST Unit 9

Name: \_\_\_\_\_

## I. Put the pictures in order. Write 1 - 5

6:00 a.m.




5:00 p.m.




3:00 p.m.




7:00 a.m.




9:00 p.m.





## II. Look at activity 1 and write sentences.

1. They get up at six o'clock a.m.
2. \_\_\_\_\_
3. \_\_\_\_\_
4. \_\_\_\_\_
5. \_\_\_\_\_

## III. Answer the questions. Use Yes, they do or No, they don't.


1. Do they get up at six o'clock?  
\_\_\_\_\_
2. Do they go to school at seven o'clock?  
\_\_\_\_\_
3. Do they go home at two o'clock?  
\_\_\_\_\_
4. Do they do their homework at four o'clock?  
\_\_\_\_\_
5. Do they go to bed at ten o'clock?  
\_\_\_\_\_



# TEST Unit 10

Name: \_\_\_\_\_

## I. Match.



dentist

police officer

doctor

singer

vet

teacher




## II. Complete with the correct form of the verbs from the box.

work - get - watch - do - dance




1. A waiter \_\_\_\_\_ in a restaurant.
2. My sister \_\_\_\_\_ TV at night.
3. Ted \_\_\_\_\_ salsa at the disco.
4. Frank \_\_\_\_\_ his homework in the afternoon.
5. My dad \_\_\_\_\_ up at five o'clock a.m.

## III. Complete

1. Mary works as a \_\_\_\_\_  in the \_\_\_\_\_

 of this city. She \_\_\_\_\_   
at \_\_\_\_\_  in the morning.

2. Joseph is a \_\_\_\_\_ , he works in an Mexican

\_\_\_\_\_ . He \_\_\_\_\_   
at \_\_\_\_\_  in the evening.





# **Test Answer Key**





# TEST Unit 1

## I. Look and match.

1.  ●

2.  ●

3.  ●

4.  ●

● desk

● pencil case


● chair


● school bag


## II. Complete with A or AN.


1. An apple
2. A school bag
3. A monkey
4. An umbrella
5. A board


## 3. Listen and color.

1  orange

2  brown

3  green

4  blue

5  yellow

# TEST Unit 2

## I. Count and complete.

1. How many balls are there?  
There are eight balls.




2. How many apples are there?  
There are six apples



3. How many oranges are there?  
There are three oranges



4. How many books are there?  
There are five books



## II. Match.

1. **fifty** ●

2. **twenty** ●

3. **ten** ●

4. **thirty** ●

5. **forty** ●

● 10

● 20

● 30

● 40

● 50






## III. Complete.

1. ten + fifteen = twenty-five → 25
2. twenty + eight = twenty eight → 28
3. three + nine = twelve → 12
4. forty + eleven = fifty one → 51
5. thirty + three = thirty three → 33

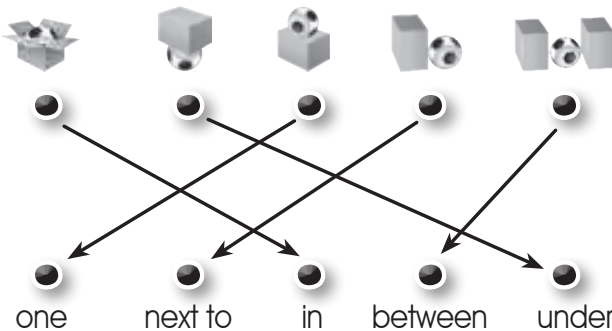
# TEST Unit 3

## I. Complete with the words from the box.

sister – grandfather – brother – uncle – mother

1. Who's that?  It's my grandfather
2. Who's that?  It's my mother
3. Who's that?  It's my brother
4. Who's that?  It's my uncle
5. Who's that?  It's my sister

## II. Match.



## 3. Look and check (✓) or cross (✗).

1. The ball is under the table.
2. The books are under the table.
3. The lamp is next to the couch.
4. The radio is on the couch.
5. The ball is in the box.

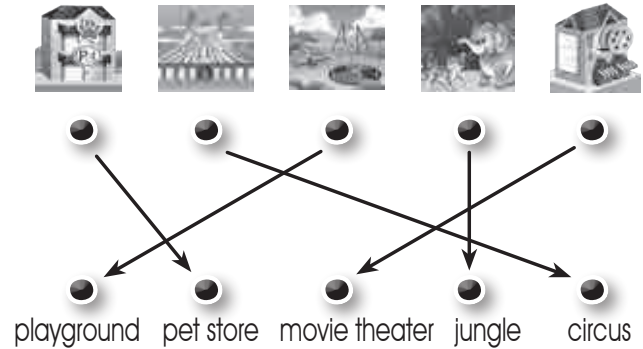


# TEST Unit 4

## i. Complete with There is or There are.

1. There are two banks next to the school.
2. There is a pencil in the pencil case.
3. There is an umbrella in the box.
4. There are books on the bed.
5. There are eight oranges on the table.

## II. Match



## 3. Answer.

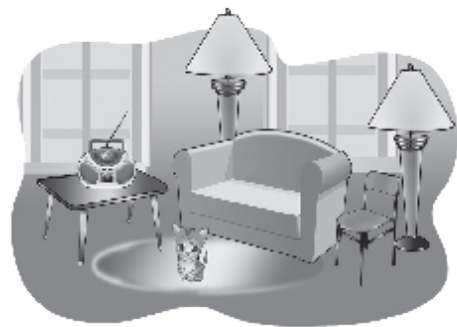
Yes, there is

Yes, there are

No, there isn't

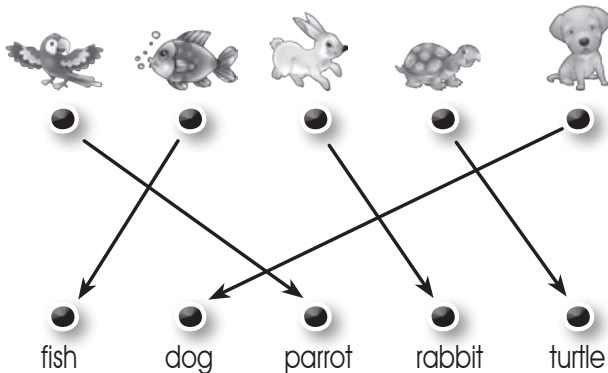
No, there aren't

1. Is there a TV? No, there isn't
2. Are there two couches? Yes, there are
3. Are there two lamps? No, there isn't
4. Is there a radio? Yes, there are
5. Is there a dog on the couch? No, there isn't



# TEST Unit 5

## I. Match



## II. Complete with have or has.

1. We have a dog and a cat.
2. Ana has long hair.
3. Jenny doesn't have curly hair.
4. I have blue eyes.
5. He has dark hair.

## III. Look and check (✓) or cross (✗).

1. He has short hair.
2. He doesn't have curly hair.
3. He has fair hair.
4. He has long hair.
5. He doesn't have straight hair.

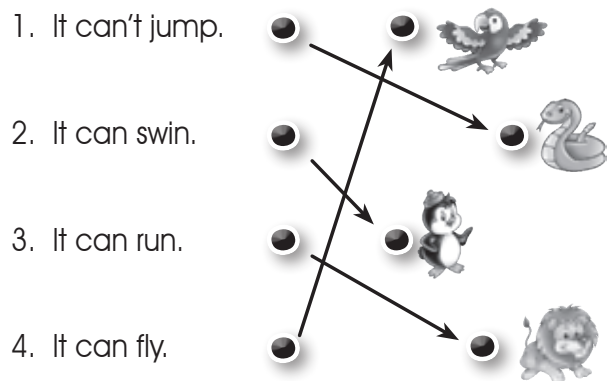


# TEST Unit 6

## I. Complete with can or can't

1. A cat can't swim.
2. A lion can jump.
3. A frog can't fly.
4. A giraffe can run.
5. A bat can fly.

## II. Match.



## III. Answer

1. Can they swim?  
Yes, they can.
2. Can he cook?  
No, he can't.
3. Can he climb a tree?  
Yes, he can.
4. Can it talk?  
No, it can't.





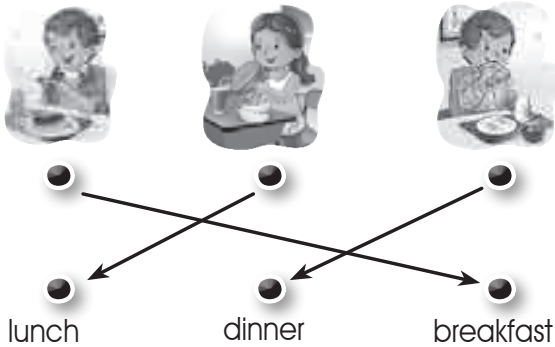
# TEST Unit 7

## I. Look and complete like or don't like.

- I like \_\_\_\_\_ sandwiches
- I don't like meat.
- I don't like cheese.
- I like \_\_\_\_\_ ice cream.
- I don't like fish.
- I like \_\_\_\_\_ spaghetti.



## II. Match



## III. Look and answer.



Girl: Do you want soda?  
 Boy: I don't want soda.  
 I want milk.



Girl: Do you want fish?  
 Boy: \_\_\_\_\_



Girl: Do you want soda?  
 Boy: \_\_\_\_\_



Girl: Do you want soda?  
 Boy: \_\_\_\_\_

# TEST Unit 8


## I. Unscramble the words and put them in the correct order.

### Days of the week

- |           |                 |                     |
|-----------|-----------------|---------------------|
| tesuyad   | tuesday _____   | 1. <u>Monday</u>    |
| rafiyd    | friday _____    | 2. <u>Tuesday</u>   |
| tushady   | thursday _____  | 3. <u>Wednesday</u> |
| rusytada  | saturday _____  | 4. <u>Thursday</u>  |
| nodyma    | monday _____    | 5. <u>Friday</u>    |
| sadnyu    | sunday _____    | 6. <u>Saturday</u>  |
| yedsnewad | wednesday _____ | 7. <u>Sunday</u>    |


## II. Write the time.

1.




It's two o'clock

2.



It's eight o'clock

3.




It's ten o'clock

4.




It's five o'clock

5.



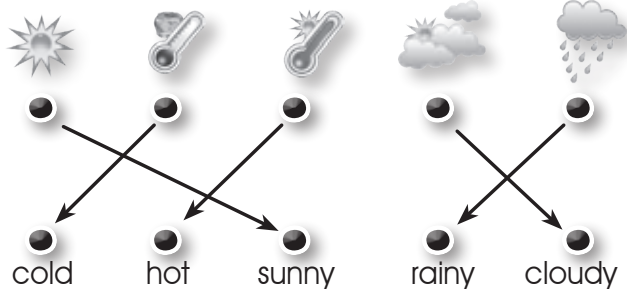
It's three o'clock

6.



It's seven o'clock

## III. Match.



# TEST Unit 9

## I. Put the pictures in order. Write 1 - 5

6:00 a.m.



1

3:00 p.m.



3

5:00 p.m.



4

7:00 a.m.



2

9:00 p.m.



5

## II. Look at activity 1 and write sentences.

1. They get up at six o'clock a.m.
2. They go to school at seven o'clock a.m.
3. They go home at three o'clock p.m.
4. They do their homework at five o'clock p.m.
5. They go to bed at nine o'clock p.m.

## III. Answer the questions. Use Yes, they do or No, they don't.

1. Do they get up at six o'clock?

Yes, they do.



2. Do they go to school at seven o'clock?

No they don't.



3. Do they go home at two o'clock?

No, they don't.



4. Do they do their homework at four o'clock?

Yes, they do.



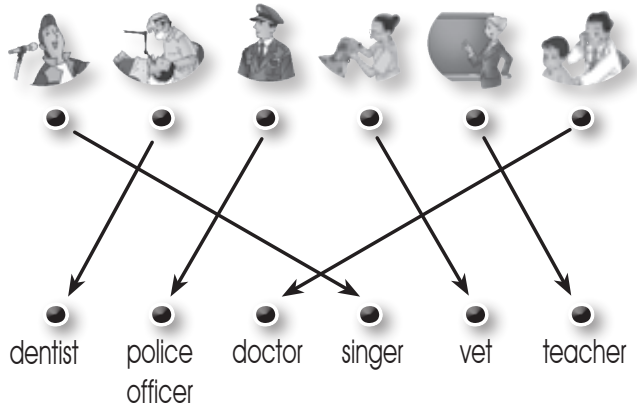
5. Do they go to bed at ten o'clock?

Yes, they do.



# TEST Unit 10

## I. Match.











## II. Complete with the correct form of the verbs from the box.

work - get - watch - do - dance

1. A waiter works in a restaurant.
2. My sister watches TV at night.
3. Ted dances salsa at the disco.
4. Frank does his homework in the afternoon.
5. My dad gets up at five o'clock a.m.

## III. Complete

1. Mary works as a teacher  in the school  of this city. She gets up  at six o'clock  in the morning.
2. Joseph is a waiter , he works in an Mexican restaurant . He goes to bed  at eleven o'clock  in the evening.