




Hi Freezy

english for kids


3



Teacher's Resources

UNIT 1

Welcome again!



Welcome again!

School Subjects



Maths



Music



Arts



English



Spanish



Geography



History




Science



I.T.
Information
technology



P.E.
physical
education



Creative
writing

s-p-e-l-l-i-n-g



- Math
- Art
- Music
- Reading
- Social Studies
- Science
- Spelling
- Creative Writing
- Language
- Computer



Daily routines

Put in order your daily routine activities.

 1

Possessive adjectives

My hat.



Your hat.



Our hats.



His hat.



Their hats.



Her hat.



Things we do everyday

What time do you...?



wake up



get up



go to the
bathroom



have a shower



have breakfast



listen to the
radio



go to school



come home



make dinner



phone (or call)
a friend



watch TV

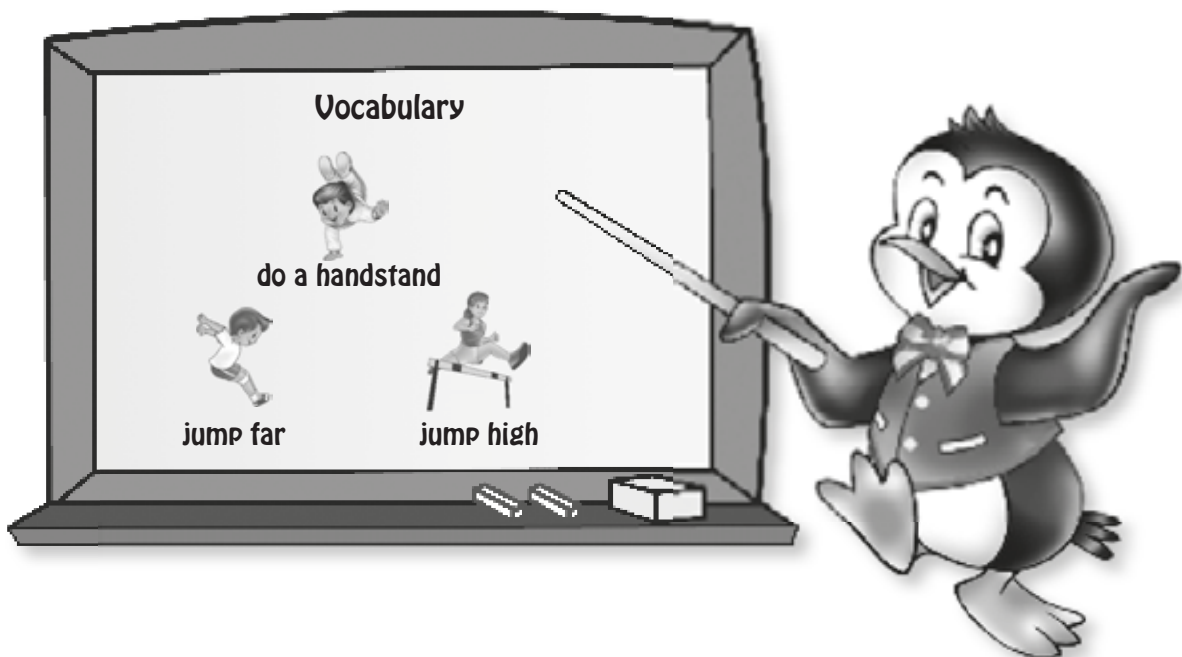


go to bed



UNIT 2

Everyday activities



Can - Can't: expressing abilities



do a handstand



play the piano



hang upside down



throw a frisbee





snowboard



play the flute



whistle



pop a wheel





surf



swim



blow a bubble



climb a tree





jump far



touch your toes



snap your fingers




jump high




UNIT 3

What are they doing?



Match the words to the pictures

Clotes



jacket

jeans

T-shirt

gloves

skirt

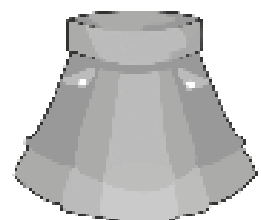

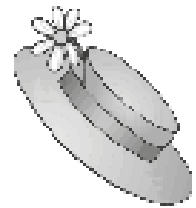
shoes

boots

hat

dress

shorts





Color and write

His T-shirt is blue.

_____ pants are _____.


_____ shoes are _____.



Her sweater is pink.

_____ pants are _____.

_____ shoes are _____.



This is me!

My T-shirt is green.

My _____.

_____.

_____.



Celebration USA

January 1



New Year's Day

February 14



Valentine's Day

March 17



St. Patrick's Day

April 1



April Fools' Day

May (date varies)



Mother's Day

June 7



Queen's Day

July 4



Independence Day

August



Holidays!!!

September



back to school

October 31



Halloween

November (3rd Thurs.)



Thanksgiving

December



Christmas



Say two things about the picture using the present progressive.

Start



1. wash



2. eat



5. go forward
2 spaces



4. clean



3. brush



6. iron



7. start again



8. comb



11. sweep



10. take a
shower



9. cook

12. sleep



13. watch




14. start again

Finish



16. go back
6 spaces




15. pack




UNIT 4

What are you
going to do?



What are they going to do...?



ride
dry
drink
water
make
give
buy
dance
wear
eat
prepare
go
work
feed
watch
drive
play
start
enjoy
surf

1. She' s _____ her bike.
2. He _____ a cake for Kathy' s party.
3. She _____ her hair.
4. She _____ for the party.
5. He _____ late to finish his homework.
6. He _____ a lollipop.
7. He _____ the cat.
8. It _____ the plants.
9. She _____ tea.
10. He _____ the soccer game on Saturday.
11. She _____ a present for her friend.
12. He _____ to work.
13. She _____ some flowers.
14. She _____ some music.
15. She _____ a lot at the party.
16. He _____ a new diet.
17. They _____ the songs.
18. He _____ new clothes.
19. She _____ this Sunday.
20. He _____ a lot of chocolate.



Answer these questions.

1. Where are you going to go next summer?

2. Where are you going to stay?



hotel



friends house



campsite



caravan

3. Who are you going to go with?



parents



cousins



classmates



friends

4. What are you going to do there?



do water sports



buy souvenirs



go hiking



sunbathe



Look at the picture and complete.



1. I'm going to become a famous _____



2. I'm going to become a famous _____



3. I'm going to become a famous _____



4. I'm going to become a famous _____



Make sentences. Use “going to” and the following prompts.

1. He - eat - spaghetti - tonight

2. They - play - soccer - next Saturday

3. I - go to the park - next Sunday

4. She - cook - hamburgers - for lunch

5. We - do - the project - tomorrow

6. Kathy - clean - her house - tomorrow afternoon

7. Anyi - get married - next year

8. You - walk to school - next Monday morning


9. Charles and Irina - drink - milkshakes - tomorrow

10. It - sleep late - tonight



UNIT 5

Where is the museum?



Look, match and write.

1. They want to buy clothes.

They're going to go to the shopping mall.



2. They want to ice skate.



3. They want to exercise.



4. They want to deposit some money.



5. They want to see the dolphins.



Prepositions of place.

Complete.




in - on - under - next to - between



1. The clock is _____ the wall.
2. The ball is _____ the table.
3. The cat is _____ the armchair.
4. The table is _____ the armchair.
5. The carpet is _____ the floor.
6. The lamp is _____ the table.
7. The flowers are _____ the vase.
8. The table is _____ the chair.
and the armchair.



Match.



● in

● behind

● on

● near

● under

● between

● next to



Match.



confetti



party hat



birthday cake




blow candles

bag of sweets




wrapping paper




UNIT 6

Time to compare!




Opposite Word Cards


GLUE



little




fast




big

GLUE




long

GLUE



slow



short



Opposite Word Cards

GLUE



old

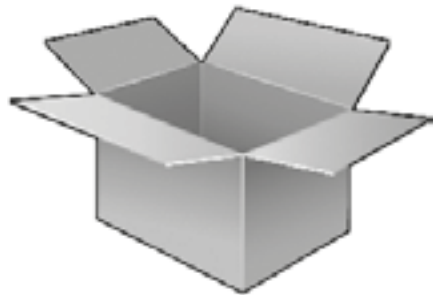
GLUE



full



up



empty

GLUE



down



young



Opposite Word Cards



hot



happy

GLUE



cold



day

GLUE



sad

GLUE



night



Opposite Word Cards

GLUE



ugly



dry

GLUE



narrow



pretty

GLUE



wet




wide



UNIT 7

I'm the best!



Teacher notes

Superlatives

Language point	Superlatives and present perfect tense
Aim	To practice superlatives and the present perfect tense
Activity	Students ask and answer questions and complete a chart
Organization	Pair work
Preparation	Make enough copies of chart A for half the students in your class and enough copies of chart B for the other half.

What do I do?
1. Put students into pairs.
2. Give chart A to one student in each pair and chart B to the other.
3. Students think of a question containing each superlative.
4. Students ask their questions to their partner, completing the chart.
5. Feedback as a class.



Ask and answer.


A	Your partner
biggest present?	
funniest person?	
best film?	
longest book?	
most expensive holiday?	
hottest place?	

B	Your partner
smallest present?	
craziest person?	
worst film?	
shortest book?	
cheapest holiday?	
coldest place?	



Write each word in the correct box.

Kriss Kross



3 letters	4 letters	5 letters	6 letters
bad big fat hot old	easy fast good tall thin	heavy smart	strong



Look at the pictures and make sentences.
Use the superlative forms.



\$ 300



\$ 5000




\$ 50





UNIT 8

Time to cook



Teacher notes

Shops

Language point	Shopping vocabulary
Aim	To practice shopping vocabulary.
Activity	Students match items to shop names.
Organization	Individual or pair work
Preparation	Make enough copies of the activity for the number of students in your class.

What do I do?

1. Hand out the activity.
2. Students decide where they can buy each item and complete the chart.



Shops

Butcher's - Clothes shop - Bookshop

News agency - Bakery - Shoe shop

Pharmacy - Florist

Where can you buy...	
a cake?	
make-up?	
a loaf of bread?	
a pair of boots?	
some medicine?	
a kilo of pork?	
a dozen of roses?	
some stamps?	
a skirt?	
magazines?	
a pair of shoes?	



Match the food.



ice cream

chicken

bread

chocolate

rice

fish

pizza

bananas


hamburger



Find the food words.

What does the hippo eat?
Write the words.

x	c	t	p	i	z	z	a	h	y
d	u	p	n	c	h	i	p	s	o
m	i	c	e	c	r	e	a	m	e
h	a	m	b	u	r	g	e	r	z
q	t	y	r	i	c	e	s	a	g
k	u	r	f	b	a	n	a	n	a
h	a	b	r	e	a	d	e	m	l
c	h	i	c	k	e	n	r	o	b
c	h	o	c	o	l	a	t	e	p
e	f	i	s	h	l	x	o	n	v



two c a k e s

five p _____

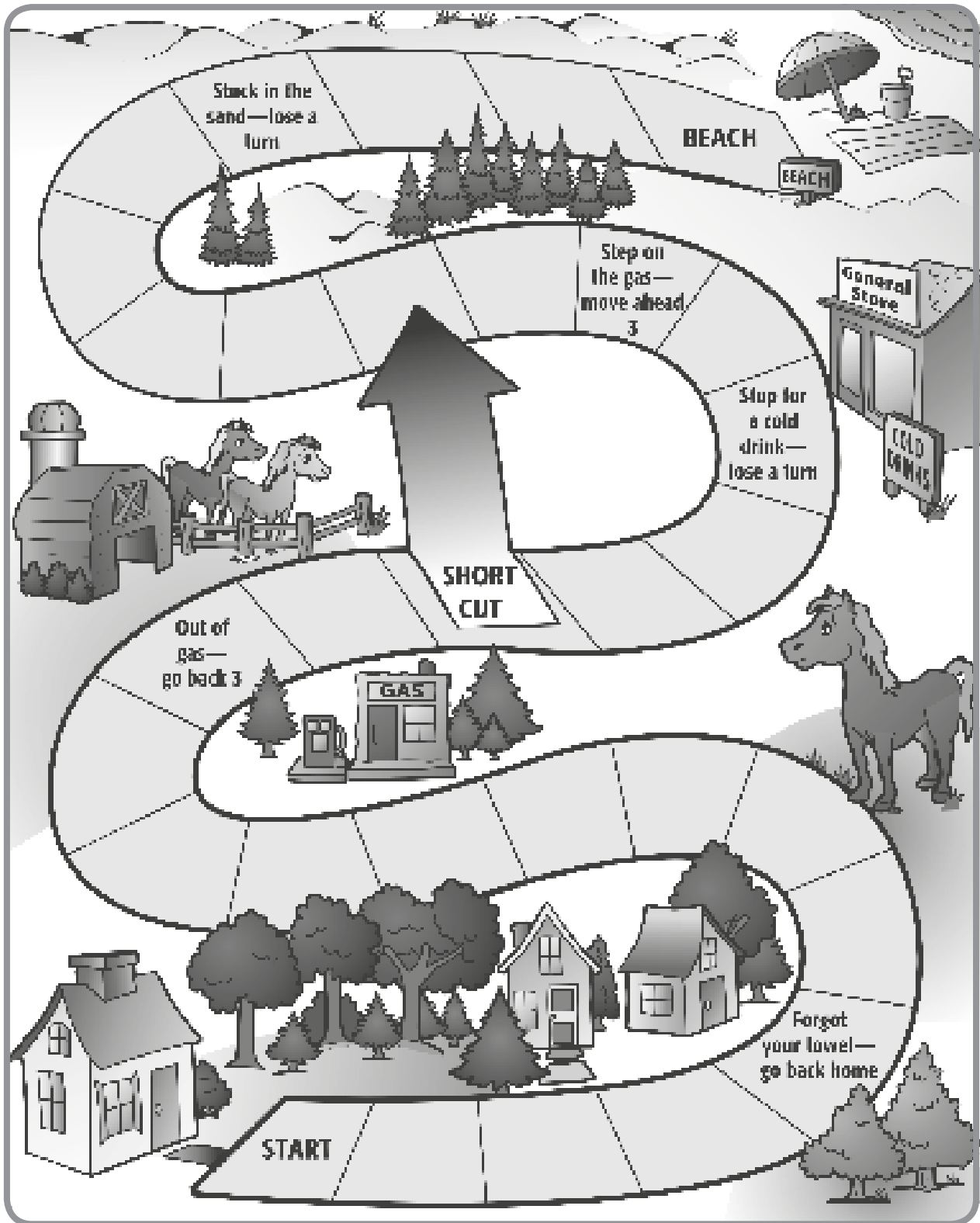
ten b _____

six h _____

three c _____

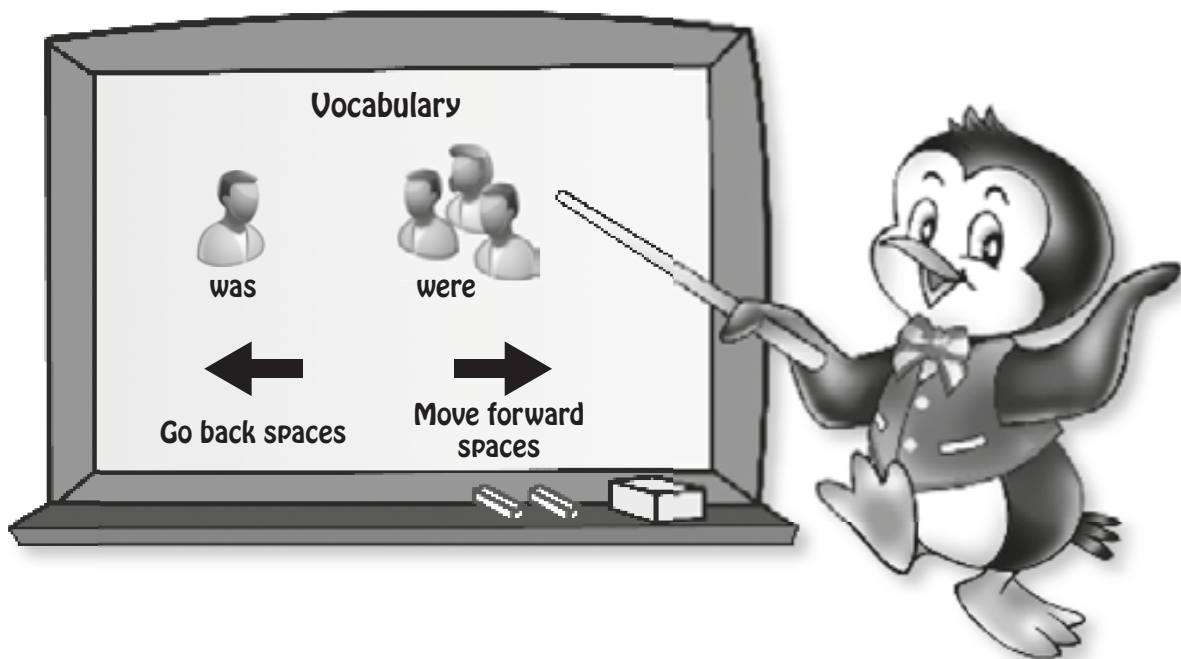


Game board. Throw a dice and follow the road.



UNIT 9

It was greate!



Teacher notes

Find someone who...

Language point	Was / were
Aim	To practice past simple tense (was / were).
Activity	Students ask and answer questions to complete the "find someone who" questionnaire.
Organization	Whole class.
Preparation	Make enough copies of the questionnaire for the number of students in your class.

What do I do?
1. Hand out questionnaires.
2. Students read through the questionnaire and think about the questions they need to ask.
3. Students mingle, and complete the questionnaire by writing students' names in the box if they answer "yes".
4. The objective is to find at least one "yes" for each question.
<i>To develop fluency, encourage students to expand their answers, rather than just answering "yes" or "no".</i>



Ask and write.

Find someone who...	Names
was at the beach yesterday.	
was at home all day yesterday.	
was at the cinema yesterday.	
was at school / work at 8 a.m. yesterday.	
was in a car at 7 a.m. yesterday.	
was happy yesterday.	
was in a coffee at 9 a.m. yesterday.	
was stressed yesterday.	
was asleep at 10 p.m. yesterday.	



Teacher notes

Past board game.

Language point	Past simple tense
Aim	To practice the past simple tense and develop fluency.
Activity	Students ask and answer questions using the past simple in order to move along the board and reach the end.
Organization	Group work.
Preparation	Make a copy of the board game for each group of three or four students. Each player needs a counter and each group needs a dice.

What do I do?

1. Divide students into groups of 3 or 4.
2. Give each player a counter and each group a dice.
3. Students place their counters on START and throw the dice to decide who starts.
4. Student A throws the dice and moves forward that number of squares.
5. Student B asks Student A the question on that square. If Student A answers with the correct form, and the rest of the group agree that the answer is correct, Student A's counter remains where it is. If the answer is incorrect, the counter returns to its original square.
To develop fluency, encourage the group to develop a short conversation after each answer with follow up questions.
6. Students take it in turns, repeating step 5 and moving around the board until one student reaches FINISH. This student is the winner!



Start

1

What time did you go to bed last night?

2

Where did you go on your last vacation?

3

What did you eat for breakfast?

4

Miss a turn!

9

Where did you go to school when you were younger?

8

Go back 2 spaces

7

What did you eat for lunch yesterday?

6

Who did you see yesterday?

5

What did you do last summer?

10

What did you do for your last birthday?

11

Where did you live when you were five years old?

12

What sports did you do when you were younger?

13

When did you last swim?

14

Move forward 2 spaces

19

What did you wear yesterday?

18

Miss a turn!

17

What did you do last night?

16

What did you watch on TV yesterday?

15

What did you buy yesterday?

20

What did you eat for dinner last night?

21

How many phone calls did you make yesterday?

22

When did you last buy a newspaper?

23

Where did you spend New Year's Eve last year?

24

Move forward 3 spaces!

Finish

28

Go back 2 spaces!

27

When did you last play a game like this?

26

Who did you kiss yesterday?


25

What food did you hate when you were younger?



UNIT 10

I played all day



Teacher notes

Find someone who.

Language point	Irregular past tense Past simple questions
Aim	To practice irregular past verbs and past simple questions.
Activity	Students ask and answer questions to complete the “find someone who” questionnaire.
Organization	Whole class.
Preparation	Make enough copies of the questionnaire for the number of students in your class.

What do I do?
1. Hand out questionnaires.
2. Students read through the questionnaire and think about the questions they need to ask.
3. Students mingle, and complete the questionnaire by writing students' names in the box if they answer “yes”.
4. The objective is to find at least one “yes” for each question.
<i>To develop fluency, encourage students to expand on their answers, rather than just answering “yes” or “no”.</i>



Ask and answer.

Find someone who...	Names
spoke on the phone yesterday.	
ate an apple yesterday.	
went to see a football match last year.	
had a party last month.	
drank a cup of coffee yesterday.	
got up before 7a.m. yesterday.	
wrote an email yesterday.	
made a cake last month.	
read a newspaper yesterday.	



Teacher notes

Last holiday.

Language point	Last holiday
Aim	To practice past simple questions and statements in the context of vacations.
Activity	Students ask and answer questions to complete a chart.
Organization	Individual and pair work.
Preparation	Make enough copies of the activity for the number of students in your class.

What do I do?
1. Hand out the activity and put students into pairs.
2. Students complete sentences about their last vacation, completing the YOU column.
3. Students write the question they need to ask their partner in the QUESTION column.
4. Students ask the questions to their partner, completing the YOUR PARTNER column.



You	Question	Your partner
I went to...	Where did you go?	She/he...
I stayed there for...		
I travelled by...		
I ate...		
I bought...		
I visited...		
In the evenings, I...		



Book's Answer Key



Student book



Workbook

ANSWER KEY

STUDENT'S BOOK



Unit 1 - Welcome again!

Lesson 1: Listen and read

- Lesson 2:
1. Telling time.
 2. Listen and say (what time is it?)
 3. Read and complete. Use your own information.

- Lesson 3:
1. Listen and read. (Personal pronouns and possessive adjectives.)
 2. Complete with the appropriate possessive adjectives.
a) her b) his c) our d) their

- Lesson 4:
1. Listen and say.
 2. Listen and check.
1. b 2. a
 3. Read and complete.

- Lesson 5:
1. Listen and say.
 2. Read and say.
 3. Now, it's your turn.

- Lesson 6:
1. Help Paul find his friends.
 2. Circle the odd word.
a) lunch b) school c) hello

- Lesson 7:
1. Look and read.
 2. Read and write "T" for true or "F" for false.
a) T b) T c) F d) T

- Lesson 8:
1. Match.
1. e 2. g 3. d 4. b 5. a 6. h 7. c 8. f
 2. Complete.
a) his b) her c) their d) my e) our
 3. Write these numbers.
a) 75 b) 100 c) 98 d) 63 e) 59

Unit 2 - Everyday activities

- Lesson 1:**
1. Look and read.
 2. Ask and check.
 3. Read and complete.

- Lesson 2:**
1. Listen and say. (Days of the week)
 2. Complete the sentences.

- Lesson 3:**
1. Look, and read Oscar's schedule and discuss.
 2. Answer the questions.

- Lesson 4:**
1. Listen and practice.
 2. Listen and check.
a) morning b) english
 3. Match.
a) picture 1 b) picture 3 c) picture 2

- Lesson 5:**
1. Look and say.
 2. Listen and repeat.
Fill in the blanks. Use IN – ON – AT
a) at b) on c) on d) at e) in
 3. Answer the questions.

- Lesson 6:** Unscramble the words.
- | | | | |
|-------------|--------------|----------------|---------------|
| 1. Often | 5. afternoon | 9. never | 13. Monday, |
| 2. Saturday | 6. always | 10. Friday | 14. seldom, |
| 3. morning | 7. Wednesday | 11. sometimes, | 15. Thursday, |
| 4. evening | 8. usually | 12. Sunday | 16. Tuesday |

- Lesson 7:**
1. Read and complete.
get up - go - subject - like - math - play
 2. Look at activity 1 and write about yourself.

- Lesson 8:**
1. Put the sentences in order.
a) Tom usually gets up late on Sunday.
b) I never go to school on Saturday.
c) Alice and I always go to the zoo in the morning.
 2. Answer the questions.
 3. Write your schedule for Mondays.

Unit 3 - What are they doing?

Lesson 1: Match the picture with the correct sentence.

1. c 3. a 5. b 7. h 9. k 11. g
2. j 4. l 6. f 8. j 10. e 12. d

Lesson 2:

1. Look and read.
2. Look at activity 1 and circle.
 - a) Watering the flowers.
 - b) Fixing the car.

Lesson 3:

1. Look, listen and say.
2. Look at the pictures and write "T" for true or "F" for false.
 - a) F b) T c) F

Lesson 4:

1. Look and say.
2. Now it's your turn.

Lesson 5:

1. Listen and say. (Months of the year)
2. Answer the questions. (What's your favorite month?)

Lesson 6: What are you doing? Draw and write. Then, color.

Lesson 7:

1. Read and say.
2. Write about you.

Lesson 8:

1. Complete. Use the present progressive tense.
Making - Helping - Sleeping - Am listening
2. Look, match and trace.
 - a) sneakers c) skirt e) shirt
 - b) shorts d) glove f) boots
3. Change the following sentences into the negative form.
 - a) Alice isn't playing baseball.
 - b) Tom isn't reading a book.
 - c) I am not watering the plants.
 - d) Sally and Tom aren't talking.

Unit 4 - What are you going to do..?

- Lesson 1:**
1. Look and say
 2. Match the phrases with the correct pictures.
a) 1 g) 2 d) 3 c) 4 b) 5 f) 6 e) 7 h) 8

- Lesson 2:**
1. Read and say.
 2. Listen and say.
 3. Write about your plans.
 4. Write about your friends.

- Lesson 3:**
1. Look, listen and say.
 2. Answer the questions.
 3. Answer the questions.

- Lesson 4:**
1. Listen and say.
 2. Listen and repeat. (Places)
 3. Read and answer.

- Lesson 5:**
1. Make sentences using the picture given.
 2. Listen and say.

- Lesson 6:** Read and complete the crossword.
Across: 3. Movie theater 4. Zoo
Down: 1. School 2. Beach 3. Museum

- Lesson 7:**
1. Read.
 2. Write about you. What are you and your family going to do tomorrow?.

- Lesson 8:**
1. Change these sentences to negative and questions form as in the example.
b) Frank and carol aren't going to the museum next Saturday.
Are Frank and carol going to the museum next Saturday?
c) Robert isn't going to play soccer next Saturday.
Is Robert going to play soccer next Saturday?
d) I'm not going to the park tomorrow afternoon.
Am I going to the park tomorrow afternoon?
 2. Read and match.
a) museum c) zoo e) amusement park
b) movie theater d) beach

Unit 5 - Where is the museum?

- Lesson 1:** 1. Look, listen and say.
2. Places to check out!

- Lesson 2:** 1. Listen and say.
2. Complete with the correct word.
a) Next to b) Behind c) In d) In front of
e) between f) on
3. Let's practice!

- Lesson 3:** Look, listen and say. (Ready, set, go!)

- Lesson 4:** 1. Party time!
2. Now, it's your turn.

- Lesson 5:** 1. Listen and read
2. Match and say.
- | | | | |
|------|------|------|-------|
| 1. c | 4. d | 7. i | 10. k |
| 2. e | 5. b | 8. l | 11. j |
| 3. a | 6. f | 9. g | 12. h |

- Lesson 6:** 1. Follow the instructions.
2. Color the cones.

- Lesson 7:** 1. Put the pictures in the correct order.
2. Read and check "T" for true "F" for false.

- Lesson 8:** 1. Find the words in the Word Search.
2. Listen and put in order (1 - 3). There's an extra one.

Unit 6 - Time to compare

- Lesson 1:** Listen and read.
a) Arnold b) Sussy c) John

- Lesson 2:** 1. Listen and say.
2. Look at the pictures and write the correct adjective.
a) Old b) Fast c) Fat d) Small

- Lesson 3:** 1. Listen and read.
2. Complete with the comparative form of the adjectives.
1. taller than 3. easier than
2. thinner than 4. better than

- Lesson 4:** 1. Listen and read.
2. Listen and write "T" for true or "F" for false.
1. F, 2. T, 3. F, 4. T, 5. T

- Lesson 5:** 1. Listen and read.
2. Now it's your turn to practice.

- Lesson 6:** Do the crossword.
1. strong 4. fat 7. bear
2. turtle 5. ugly
3. intelligent 6. Math

- Lesson 7:** Listen and read.

- Lesson 8:** 1. Complete with the correct comparative form of the adjectives.
2. Heavier than 5. Thinner than
3. Better than 6. More difficult
4. More popular than 7. Worse than
2. Look at the pictures and make sentences.
1. Brad is taller than James.
2. The lion is bigger than the cat.
3. The laptop is more modern than the computer.

Unit 7 - I'm the best

- Lesson 1:** Listen, read and answer the questions.
a) soccer b) everest c) the giraffe

- Lesson 2:** 1. Listen and say.
2. Look at the pictures and write the correct adjectives.
a) short b) expensive c) boring d) hard working

- Lesson 3:** 1. Listen and read.
2. Complete with the superlative form of the adjectives.
a) the best b) the smartest c) the heaviest d) thinnest

- Lesson 4:** 1. Listen, read and circle.
2. Listen and circle the correct letter.
b) 1 c) 2 a) 3

- Lesson 5:** 1. Listen and read.
2. Now it's your turn to practice.

- Lesson 6:** Unscramble and put the correct number.
2. cheap 5. expensive 8. short
3. long, 6. boring 9. lazy
4. interesting 7. chimpanzee 10. cheetah

- Lesson 7:** Listen and read.

- Lesson 8:** 1. Complete with the correct superlative form of the adjectives.
a) the most intelligent d) the fattest
b) the best e) the shortest
c) the easiest f) the most beautiful
2. Look and circle.
a) turtle b) robot c) Yerri

Unit 8 - Time to cook

- Lesson 1:** 1. Listen and read.
2. Check the items that they have in their fridge.
Mayonnaise, lemon, tuna

- Lesson 2:** 1. Look and write the words from the box under the correct.
2. Look and circle.
a) lemonade b) chicken c) onion d) tomato

- Lesson 3:** 1. Read and say.
2. Read and complete.

- Lesson 4:** Look and match.
1. c 2. d 3. a 4. b

- Lesson 5:** 1. Look and read.
2. Now it's your turn to practice.

Lesson 6: Find the words. (Word search).

Lesson 7: Listen and say.

Lesson 8: 1. Listen and check what Matt has in his fridge.
chicken, meat, bread, olives
2. Look at the pictures and write "T" for true or "F" for false.
a) T b) T c) F d) T e) F

Unit 9 - It was great

Lesson 1: Listen and read.

Lesson 2: 1. Listen and say.
2. Listen and read.
3. Complete about yourself.

Lesson 3: 1. Listen and say.
2. Look and read.
3. Complete the chart.
Were - were not - weren't

Lesson 4: 1. Listen and say.
2. Write "T" for true or "F" false.
a) F b) F c) T d) F

Lesson 5: 1. Listen and say.
2. Read and correct the sentences.
b) The dolphins were with the seals.
c) There wasn't a pink dolphin.
d) The whale was a baby.
e) The whale was cute.

Lesson 6: Look at the pictures and complete the crossword.
1. forest 4. whale 7. beach
2. squirrel 5. seal,
3. shark 6. cave

Lesson 7: Listen and read.

Lesson 8: 1. Complete.
wasn't - was - was - weren't - were - were
2. Look at the picture and check (✓) or (✗) cross.
a) ✓ b) ✗ c) ✗ d) ✓ e) ✗ f) ✗ g) ✓

Unit 10 - I play all day

Lesson 1: Listen and say.

Lesson 2: 1. Listen and say.
2. Read and put the sentences in order (1 - 5).
a) 3 b) 1 c) 4 d) 2 e) 5

Lesson 3: 1. Listen and say.
2. Look, read and match.
a) They swam yesterday morning.
b) She rode a bike last Friday.
c) He bought some presents.
d) He made a cake.

Lesson 4: 1. Listen and read.
2. Listen and check.
a) 1 b) 1 c) 2

Lesson 5: 1. Listen and read.
2. Read and answer the questions.

Lesson 6: Read, complete and draw.

Lesson 7: Look, listen and say.

Lesson 8: 1. Complete with the correct form of the verbs in the box.
Was - ate - played - watch - did - went - had.
2. Look at the pictures and make sentences.
a) He didn't wash the clothes c) He didn't play tennis
 He washed the dishes He played basketball.
b) She didn't ride a horse.
 She rode a bike.

ANSWER KEY

WORKBOOK



Unit 1 - Welcome again!

Lesson 1: Fill in your school schedule.

Lesson 2: Read and draw the time. (Daily routines).

Lesson 3: 1. Look, read and circle the correct answer.
2. Fill in the blanks. Use possessive adjectives.
a) his b) her c) their d) our e) his

Lesson 4: 1. Unscramble the words.
2. Answer the questions.

Lesson 5: 1. Match.
2. Answer the questions.

Lesson 6: Match.
d) 1 f) 2 a) 3 e) 4 g) 5 b) 6 h) 7 c) 8

Lesson 7: Read and practice. Interview your partner.

Lesson 8: 1. Use the pictures and complete the sentences.
a) get up d) feeds his pet
b) takes a shower e) watches TV
c) cleans the house,
2. Make your own sentences. Use the pictures given.

Unit 2 - Everyday activities

Lesson 1: Use the pictures to make sentences (can / can't)

Lesson 2: 1. Answer the questions.
2. Unscramble the words.
a) Saturday
b) Thursday c) Monday d) Wednesday e) Tuesday
f) Friday g) Sunday

Lesson 3: My daily routine.

Lesson 4: 1. Answer the questions.
2. Put in order the following sentences.
a) I do my homework in the afternoon.
b) My sister waters the plants in the morning.

Lesson 5: 1. Answer the questions.
2. Fill in the blanks with in - on - at.

Lesson 6: Help the boy find the old house.

Lesson 7: Read and check.
Picture a.

Lesson 8: 1. Ask and answer.
a) Can you make an airplane?
b) Can you jump?
c) Can you skip rope?
2. Read and match.
d) 1 e) 3 a) 5
c) 2 b) 4

Unit 3 - What are they doing?

Lesson 1: Use the pictures to make sentences.
2. The birds are singing.
3. The cat is climbing a tree.
4. Paul is watering the flowers.
5. Grandfather is sleeping.
6. Mr. Green is reading a newspaper.
7. Grandmother is drinking.
8. Mrs. Green is listening to music.
9. Mike is cleaning the windows.
10. Simon is eating.
11. The girls are playing.

Lesson 2: Answer the questions.

1. She's running.
2. He's playing soccer.
3. She's reading a book.
4. He's playing tennis.

Lesson 3: Do the word search. (Clothes).

Lesson 4: Look and say.

Lesson 5: 1. Unscramble the months of the year and write them properly.

- | | | |
|-------------|-----------|---------------|
| 1. January | 5. May | 9. September, |
| 2. February | 6. June | 10. October |
| 3. March | 7. July | 11. November, |
| 4. April | 8. August | 12. December |

2. Write the months in order.

Lesson 6: 1. Make sentences. Use the present continuous.

- | | |
|-----------------------|---------------------------|
| 1. They are dancing. | 4. He's writing a letter. |
| 2. She is reading. | 5. They are eating. |
| 3. He is watching TV. | |

2. Draw and write.

Lesson 7: Read and put in order write 1 - 5.

- a) 4 b) 3 c) 1 d) 5 e) 2

Lesson 8: 1. Put the words in the correct order.

- a) What are you doing?
- b) Katty is not wearing boots.
- c) Tony and Robert are watching TV.
- d) My mom is making breakfast.
- e) Mr. Kent is reading a book.

2. Using the prompts to create a sentence in the present continuous

- b) I'm studying.
- c) Peter is going home.
- d) My dad is writing an e-mail-
- e) Mary, Nancy and Karen are dancing.

3. Write the months of the year in order.

Unit 4 - What are you going to do..?

- Lesson 1:** 1. What are they going to do? Complete the sentences.
- They are going to go cycling.
 - They are going to surf the internet.
 - They are going to play soccer.
 - They are going to do their homework.
2. What's she going to do? Complete the sentences.
- She's going to do aerobics.
 - She's going to watch TV.
 - She's going to play sports.
 - She's going to study for her exam.

- Lesson 2:** 1. Write the verbs into the correct form. Use going to.
- am going wear
 - isn't going to help
 - is going to do
 - are going to study
 - are ... going to call.
2. Write the words in order to make sentences.
- Robert is going to play soccer tomorrow.
 - They are not going to watch TV tonight.
 - I am going to go hiking next Saturday.
 - Tom and I are going to go to the movies this Sunday.
 - Mom is going to do aerobics later.
3. Answer.

Lesson 3: Read and answer. Then, practice. Are you going to...

- Lesson 4:** 1. Listen and check.
Amusement park, zoo, movies.

Lesson 5: Match the sentences with the pictures.
1. c 2. d 3. a 4. f 5. e 6. b

- Lesson 6:** 1. Do the word search.
2. Where are you going to go next Sunday?
Draw your favorite place.

Lesson 7: Read and mark "T" for true or "F" for false.
1. F 2. T 3. T 4. F 5. F.

- Lesson 8:** 1. Read and match.
A. d B. e C. b D. c E. a
2. Read and complete. (What are you going to do this week?)

Unit 5 - Where is the museum?

Lesson 1: 1. Write the names of the traffic signals.

Turn right - go straight - turn left

2. Unscramble the words.

a) bank

c) aquarium

e) skating ring

b) food court

d) shopping mall

f) gym

Lesson 2: Look at the picture and circle the correct preposition.

1. next to

3. next to

5. on

2. in front of

4. next to

Lesson 3: 1. Match

1st: first

4th: fourth

7th: seventh

10th: tenth

2nd: second

5th: fifth

8th: eight

3rd: third

6th: sixth

9th: ninth,

2. Write the ordinal numbers.

	<input type="checkbox"/>	1st	<input type="checkbox"/>	
	<input type="checkbox"/>	2nd	<input type="checkbox"/>	
second	<input type="checkbox"/>	<input type="checkbox"/>	3rd	<input type="checkbox"/>
	<input type="checkbox"/>	4th	<input type="checkbox"/>	<input type="checkbox"/>
third	<input type="checkbox"/>	<input type="checkbox"/>	5th	<input type="checkbox"/>
	<input type="checkbox"/>	6th	<input type="checkbox"/>	<input type="checkbox"/>
seventh	<input type="checkbox"/>	<input type="checkbox"/>	7th	<input type="checkbox"/>
	<input type="checkbox"/>	8th	<input type="checkbox"/>	<input type="checkbox"/>
first	<input type="checkbox"/>	<input type="checkbox"/>	9th	<input type="checkbox"/>
	<input type="checkbox"/>	10th	<input type="checkbox"/>	<input type="checkbox"/>
	<input type="checkbox"/>		<input type="checkbox"/>	<input type="checkbox"/>
tenth	<input type="checkbox"/>		<input type="checkbox"/>	<input type="checkbox"/>
	<input type="checkbox"/>		<input type="checkbox"/>	<input type="checkbox"/>
	<input type="checkbox"/>		<input type="checkbox"/>	<input type="checkbox"/>
	<input type="checkbox"/>		<input type="checkbox"/>	<input type="checkbox"/>
	<input type="checkbox"/>		<input type="checkbox"/>	<input type="checkbox"/>
	<input type="checkbox"/>		<input type="checkbox"/>	<input type="checkbox"/>
	<input type="checkbox"/>		<input type="checkbox"/>	<input type="checkbox"/>

Lesson 4: Draw or stick a picture of your birthday party.
Now it's your turn.

Lesson 5: Unscramble the words. (Months of the year).

- | | | |
|-------------|-------------|---------------|
| 1. August | 5. February | 9. March |
| 2. May | 6. January | 10. September |
| 3. November | 7. October | 11. July |
| 4. June | 8. April | 12. December |

Lesson 6: 1. Do the word search. (Ordinals numbers).
2. Answer the questions.

Lesson 7: Write. My birthday party!

Lesson 8: Look at the map and answer the following questions.

1. It's between the bank and the store.
2. It's next to the post office.
3. It's next to the police station.
4. It's between the post office and the movie theater.

Unit 6 - Time to compare

Lesson 1: Read and color.

Lesson 2: 1. Match the opposites.
e) 1 c) 2 a) 3 b) 4 d) 5
2. Write sentences using adjectives.

Lesson 3: 1. Write the comparative form of the adjectives.
b) bigger e) heavier h) worse
c) better f) older i) easier
d) taller g) fatter j) thinner
2. Write "T" for true or "F" for false.
a) T b) F c) F d) T e) T

Lesson 4: 1. Look and complete.
a) John – Richard
b) Karla – Mary
c) Math – English

2. Listen and circle.
b) 1 a) 2 a) 3 b) 4

- Lesson 5:** 1. Read and answer.
The parrot is more beautiful than the turkey.
2. Complete with WHO or WHICH.
a) which b) who c) which d) who

- Lesson 6:** Unscramble and match.
2. ugly, 3. Beautiful, 4. Strong, 5. Weak, 6. History, 7. Fat

- Lesson 7:** 1. Put the pictures in order.
a) 2 b) 5 c) 3 d) 4 e) 1
2. Complete the spaces in blank.
1. Starkey 3. Dolphy
2. Stronger 4. Bigger – crabby - Paul

- Lesson 8:** 1. Read and write the correct names.
Michael - Peter - Sam
2. Draw and make sentences.

Unit 7 - I'm the best

- Lesson 1:** 1. Read and circle.
c) 1 a) 2 b) 3
2. Look at activity 1 and complete.
1. The butterfly, 2. The dog, 3. Danny

- Lesson 2:** 1. Match the opposites
1. d, 2. c, 3. a, 4. b
2. Match the opposites.
1. Hard working 2. Long 3. Boring 4. Expensive.

- Lesson 3:** 1. Complete the chart.
b) Thinner e) Older – the oldest h) Heavier – the heaviest
c) The worst f) hotter - the hottest
d) The ugliest g) Better – the best
2. Look and make sentences.

Lesson 4: 1. Look and make sentences.

- a) The car is the most expensive in picture 1.
- b) The whale is the biggest animal in picture 2.
- c) Rick is the tallest in picture 3.

2. Listen and check.

Lesson 5: 1. Answer the questions.

2. Practice in pairs.

Lesson 6: Do the word search.

Lesson 7: 1. Read and match.

- a) Dolphy b) Sharky c) Sharky

2. Read and correct the sentences.

- b) Dolphy today is the baseball game. Do you want to go?
- c) Look! Sharky is over there. Can you see him?
- d) This is the most boring game of the year.
- e) It's the hottest day of the year and Starky wants to see the game between the Green team VS the Red team.

Lesson 8: 1. Circle the correct option.

- b) 1 c) 2 d) 3 a) 4

2. Draw your family and make sentences.

Unit 8 - Time to cook

Lesson 1: 1. Look and match.

- a) carrots b) tomato c) chicken d) onion e) tuna f) lemon

2. Draw your favorite food.

Lesson 2: 1. Look and check (✓) or (✗) cross.

- 1. ✗ 2. ✗ 3. ✓ 4. ✓ 5. ✗ 6. ✓

2. Listen and circle.

- Lesson 3: 1. Look and write.
b) some milkshake.
c) some olives.
d) some meat.
e) some ice cream.
2. Complete.

- Lesson 4: 1. Complete with some or any.
a) some b) Any c) Some d) Any e) some
2. Check the correct picture.
a) 1 b) 2

- Lesson 5: 1. Draw what you have in your fridge.
2. Now answer the questions.

- Lesson 6: 1. Unscramble and match
2. milk 4. chicken 6. olive 8. carrot
3. peach 5. tuna 7. onion

- Lesson 7 1. Complete the spaces in blank.
12:00 - lunch - hungry - food - fridge - bananas
peaches - ba nanas - peaches
2. Find and circle the mistakes.
1. The carrots and the tomatoes.
2. The bananas
3. Write.

- Lesson 8: 1. Look and make sentences.
c) She has some milk.
d) She doesn't have any carrots.
e) She doesn't have any tuna.
f) She has some flour.
2. Complete with some or any.
a) any b) some c) any d) any e) some f) some

Unit 9 - It was great

- Lesson 1: 1. Complete the chart with was or were.
- a) was c) was e) was g) were
b) were d) was f) were
2. Look at the picture and check (✓) or (✗) cross.
a) ✗ b) ✓ c) ✓ d) ✗ e) ✗

- Lesson 2: 1. Look and match.
c) 1 d) 2 b) 3 a) 4
2. Complete the blanks with was or were
a) was b) were c) were d) was e) were f) was

- Lesson 3: 1. Look and write.
b) No, they weren't in the park.
They were in the swimming pool.
c) No, they weren't in the circus.
They were in the beach.
d) No, she wasn't in the shopping center.
She was in the zoo.
2. Listen and match.
b) 1 d) 2 a) 3

- Lesson 4: 1. Complete with there was or there were and match.
a) There was a cave - 3
b) There were three butterflies - 4
c) There was a humming bird - 5
d) There were two bears - 1
e) There was a squirrel - 2
2. Look and make sentences.
b) There were 3 balls in the room.
c) There was a guitar in the room.
d) There were 2 rackets in the room.
e) There was a lamp in the room.
f) There were 5 cars in the room.

Lesson 5: 1. Look and answer the questions.

- a) Yes, there was
- b) No, there weren't
- c) No, there wasn't
- d) Yes, there was
- e) Yes, there were

2. Now, write two questions and ask your classmate.

Lesson 6: Do the word search.

Lesson 7: 1. Answer the questions.

- a) He was in a cave.
- b) Yes, there were.
- c) No, they weren't.
- d) Yes, it was.

2. Read and match.

- a) 4 b) 3 c) 1 d) 2

Lesson 8: Look and circle "T" for true "F" for false.

- 1. T 2. F 3. T 4. T 5. F 6. F 7. T

Unit 10 - I play all day

Lesson 1: 1. Look and match.

- a) 3 b) 2 c) 1

2. Read and draw.

Lesson 2: 1. Look and match.

- a) 3 b) 4 c) 2 d) 1

2. Make sentences.

- a) He watched TV yesterday.
- b) He played soccer yesterday.

3. Read and complete.

Lesson 3: 1. Read and complete with the past tense of the verbs.

- a) took b) did c) made d) swam e) rode f) went

2. Look and make sentences in the past.

- a) He rode a bike yesterday.

- b) She talked on the phone yesterday.
- c) He took a picture yesterday.
- d) She listened to music yesterday.
- e) He made a cake yesterday.

Lesson 4: 1. Write the following sentences in the negative form.

- a) We didn't take pictures yesterday.
- b) My friends didn't buy nice presents for me.
- c) Jack and Ted didn't watch TV all night.
- d) Our father didn't swim in the river.
- e) The students didn't do their homework.
- f) Julissa didn't drink lemonade yesterday evening.

2. Listen and check.

Played - watched - were - ate - drank - was.

Lesson 5: 1. Answer the questions.

- a) No, he didn't b) Yes, she did c) No, he didn't.

2. Answer the questions.

Lesson 6: Do the crossword.

ACROSS: 3. ate 5. bought 6. talked 8. drank

DOWN: 1. went 2. swim 4. took, did

Lesson 7: 1. Match.

- a) 3 b) 2 c) 1

2. Answer the questions.

- 1. No, he didn't 3. Dolphy
- 2. Yes, they did 4. No, he didn't

Lesson 8: 1. Unscramble the words.

- a) Gina didn't watch TV yesterday.
- b) Ana and tom cooked spaghetti.
- c) Did you listen to music yesterday?
- d) My parents didn't like the movie last week.
- e) I washed the dishes yesterday morning.

2. Read and circle the correct answer.

- a) 2 b) 1 c) 2 d) 2 e) 1

Book 3
Test booklet

TEST Unit 1

Name: _____

1. Match.



Arts

Music

Physical education

Math

Geography

English

2. Write the time.

1.



3.



2.



4.



3. Complete with the correct form of the verbs.

1. My brother _____ the dog everyday. (feed)
2. Lucy _____ her house in the mornings. (clean)
3. You _____ TV all day. (watch)
4. My brother _____ a shower at six o'clock. (take)
5. I _____ my teeth in the morning, afternoon and evening. (brush)
6. Jonny _____ a sandwich in the afternoons. (eat)








TEST Unit 2

Name: _____

1. Complete with the words from the box.

Usually - Never - Sometimes - Always - Seldom

<input type="text"/>		100%
<input type="text"/>		75%
<input type="text"/>		50%
<input type="text"/>		25%
<input type="text"/>		0%

2. Look and answer.

1. What time does he play soccer?
He plays soccer at _____



2. What time does he go to bed?



3. What time does he do his homework?



2. Complete with the correct preposition.

1. Michael goes to school ____ the morning.
2. I do karate _____ Friday.
3. My grandmother makes cookies _____ the afternoon.
4. Diana and Mary get up _____ 7 am.
5. We eat dinner ____ 8 pm ____ the evening.
6. Lissa visits her grandmother _____ Sunday.



TEST Unit 3

Name: _____

1. Look and write sentences using the present progressive.



1. Is she drinking milk?
No, she isn't drinking milk.
She's eating a hamburger.



2. Are they running?



2. Are they running?



2. Are they running?

2. Match.

- T-shirt
- sweater ●
- shirt ●
- shoes ●
- dress ●



3. Complete with the missing months in the correct order.

- | | |
|------------|--------------|
| 1. January | 7. _____ |
| 2. _____ | 8. August |
| 3. _____ | 9. _____ |
| 4. April | 10. _____ |
| 5. _____ | 11. November |
| 6. June | 12. _____ |



TEST Unit 4

Name: _____

1. Match.



●
●
museum

●
●
movie theater

●
●
amusement park

●
●
zoo

2. Write what they are going to do.



1. She is going to surf the internet



2. _____



3. _____



4. _____

3. Look and answer.

1. Where is he going to go?

He is going to go to _____

2. What is he going to do there?

3. What time is he going to go there?



TEST Unit 5

Name: _____

I. Look and complete.

on - in - under - in front of - behind



1. The dog is _____ the bed.
2. The box is _____ the bed
3. The ball is _____ the box.
4. The sandals are _____ the bed.
5. The teddy bear is _____ bed.

II. Complete the spaces in blank.

1st - First _____ - Twelfth
_____ - Fourth 3rd - _____
2nd - _____

III. Answer.

When is your birthday?
It's in _____
It's on _____



TEST Unit 6

Name: _____

I. Write the opposite of:

1. Tall - _____
2. Young - _____
3. Big - _____
4. Weak - _____
5. Fat - _____

II. Complete the spaces in blank.

1. The teacher is _____ the students. (strong)
2. The fly is _____ the butterfly. (ugly)
3. Milk is _____ soda for your health. (good)
4. The dolphin is _____ the whale. (intelligent)
5. Jack is _____ Peter. (fat)
6. The panda bear is _____ the polar bear. (beautiful)

III. Look at the pictures and make comparative sentences using the following adjectives.

thin – fast – tall – heavy - small



Giraffe



Lion



Turtle



Hippo



Mouse



Snake

1. _____
2. _____
3. _____
4. _____
5. _____



TEST Unit 7

Name: _____

I. Match

Lazy



Exciting

Boring



Hard working

Expensive



Cheap

II. Look and write.



Giraffe



Elephant



Horse



Chicken



Turtle

1. _____ is the tallest animal in the group.
2. _____ is the fastest animal in the group.
3. _____ is the biggest animal in the group.
4. _____ is the slowest animal in the group.
5. _____ is the smallest animal in the group.

III. Complete with "Who" or "Which".

1. _____ the tallest in your family?
2. _____ the most intelligent sea animal?
3. _____ the cheapest computer in this store?
4. _____ the most beautiful woman in the world?



TEST Unit 8

Name: _____

I. Complete with "some" or "any"

1. Do you need _____ onions?
2. Let's make _____ salad.
3. I don't want _____ tuna.
4. There is _____ milk in the fridge.
5. My sister wants _____ cake.
6. Are there _____ peaches in the fridge?

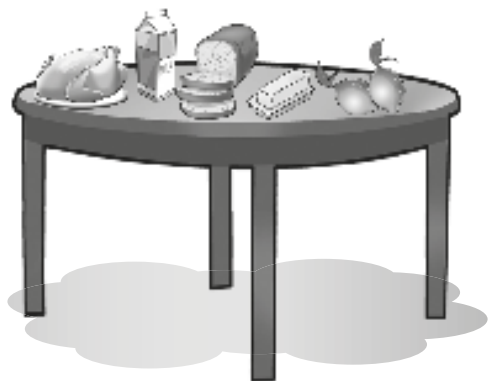
II. Write the names of the following items of food.





III. Look and check () or () cross

1. There is some jelly on the table.
2. There isn't any meat on the table.
3. There are some peaches on the table.
4. There is some butter on the table.
5. There aren't any lemons on the table.



TEST Unit 9

Name: _____

I. Complete.

1. Park.
Tim wasn't in the park .
Tim was in th aquarium

2. Zoo
Jack and Mary _____

3. Beach
I _____

4. Shopping center.
Mathias _____



III. Match.



cave

whale

squirrel

seal



TEST Unit 10

Name: _____

I. Match.



clean



drink



do the
homework



talk on
the phone



Go

II. Complete.

1. My friends _____ a movie yesterday. (watch)
2. Ana _____ in the river. (not / swim)
3. We _____ chicken and chips. (eat)
4. I _____ a nice present for my mother. (buy)
5. John and Peter _____ to music. (listen)
6. The girls _____ on the phone. (not / talk)

III. Answer the questions.



1. Did he buy presents?



3. Did he make a cake?



2. Did she ride a horse?



4. Did they climb a tree?







Test Answer Key

TEST Unit 1

1. Match.

Arts Music Physical education Math Geography English

2. Write the time.

- 
 It's seven o'clock. _____
- 
 It's eight thirty. _____
- 
 It's ten thirty. _____
- 
 It's one o'clock. _____

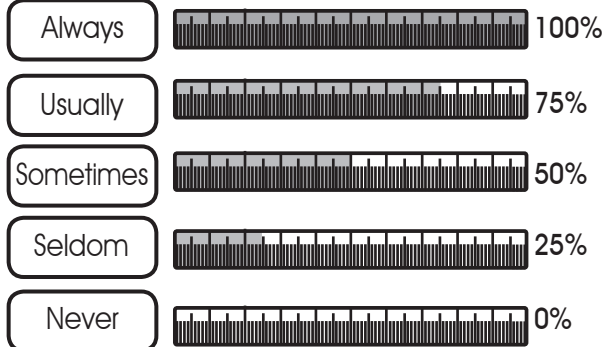
3. Complete with the correct form of the verbs.

- My brother fed It's seven o'clock the dog everyday. (feed)
- Lucy cleaned her house in the mornings. (clean)
- You watched TV all day. (watch)
- My brother took a shower at six o'clock. (take)
- I brushed my teeth in the morning, afternoon and evening. (brush)
- Jonny ate a sandwich in the afternoons. (eat)

TEST Unit 2

1. Complete with the words from the box.

Usually - Never - Sometimes - Always - Seldom



2. Look and answer.

- What time does he play soccer?
He plays soccer at six o'clock.



- What time does he go to bed?
He goes to bed at eight o'clock.



- What time does he do his homework?
He does his homework at three o'clock.



2. Complete with the correct preposition.

- Michael goes to school in the morning.
- I do karate on Friday.
- My grandmother makes cookies in the afternoon.
- Diana and Mary get up at 7 am.
- We eat dinner at 8 pm in the evening.
- Lissa visits her grandmother on Sunday.




TEST Unit 3

1. Look and write sentences using the present progressive.

1. Is she drinking milk?
No, she isn't drinking milk.
She's eating a hamburger.



2. Are they running?
No they aren't playing tennis.
They are swimming.



3. Are they playing tennis?
No they aren't playing tennis.
They are swimming.



4. Is she listening to music?
No, she isn't listening to music.
She's watering the flowers.



2. Match.

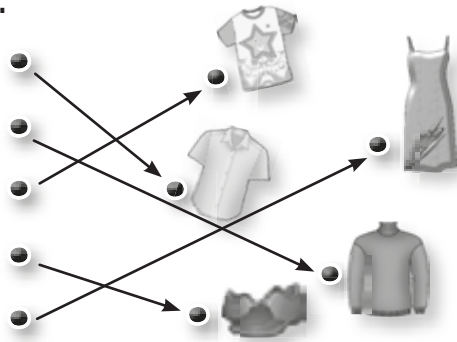
T-shirt

sweater

shirt

shoes

dress

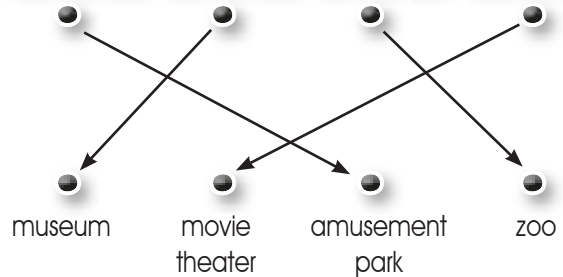


3. Complete with the missing months in the correct order.

- | | |
|--------------------|---------------------|
| 1. January | 7. <u>July</u> |
| 2. <u>February</u> | 8. August |
| 3. <u>March</u> | 9. <u>September</u> |
| 4. April | 10. <u>February</u> |
| 5. <u>May</u> | 11. November |
| 6. June | 12. <u>December</u> |

TEST Unit 4

1. Match.



2. Write what they are going to do.



1. She is going to surf the internet



2. He's going to go to the movie theater.



3. He's going to watch TV.



4. He's going to play sports.

3. Look and answer.

1. Where is he going to go?

He is going to go to _____



2. What is he going to do there?

He's going to swim.



3. What time is he going to go there?

At two o'clock.



TEST Unit 5

I. Look and complete.

on - in - under - in front of - behind



1. The dog is on the bed.
2. The box is in front of the bed
3. The ball is in the box.
4. The sandals are under the bed.
5. The teddy bear is behind bed.

II. Complete the spaces in blank.

- 1st - First
4th - Fourth
 2nd - Second
12th - Twelfth
 3rd - Third

III. Answer.

When is your birthday?
 It's in optional answer.
 It's on optional answer.

TEST Unit 6

I. Write the opposite of:

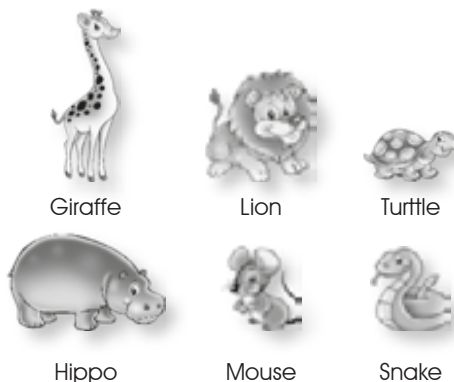
1. Tall - Short
2. Young - Old
3. Big - Small
4. Weak - Strong
5. Fat - Thin

II. Complete the spaces in blank.

1. The teacher is stronger than the students. (strong)
2. The fly is uglier than the butterfly. (ugly)
3. Milk is better than soda for your health. (good)
4. The dolphin is more intelligent than the whale. (intelligent)
5. Jack is fatter than Peter. (fat)
6. The panda bear is more beautiful than the polar bear. (beautiful)

III. Look at the pictures and make comparative sentences using the following adjectives.

thin - fast - tall - heavy - small



1. _____
2. _____
3. _____ optional answer _____
4. _____
5. _____



TEST Unit 7

I. Match

Lazy • Exciting
 Expensive • Hard working
 Boring • Cheap

II. Look and write.



Giraffe



Elephant



Horse



Chicken



Turtle

1. The giraffe is the tallest animal in the group.
2. The horse is the fastest animal in the group.
3. The elephant is the biggest animal in the group.
4. The turtle is the slowest animal in the group.
5. The chicken is the smallest animal in the group.

III. Complete with "Who" or "Which".

1. Who the tallest in your family?
2. Which the most intelligent sea animal?
3. Which the cheapest computer in this store?
4. Who the most beautiful woman in the world?

TEST Unit 8

I. Complete with "some" or "any"

1. Do you need any onions?
2. Let's make some salad.
3. I don't want any tuna.
4. There is some milk in the fridge.
5. My sister wants some cake.
6. Are there any peaches in the fridge?

II. Write the names of the following items of food.



Jelly



Peach



Meat



Bread



Carrot



Lemon



Butter



Chicken

III. Look and check (✓) or (✗) cross

1. There is some jelly on the table.
2. There isn't any meat on the table.
3. There are some peaches on the table.
4. There is some butter on the table.
5. There aren't any lemons on the table.



TEST Unit 9

I. Complete.

1. Park.

Tim wasn't in the park .
Tim was in th aquarium



2. Zoo

Jack and Mary weren't in the zoo.
Jack and Mary were in the forest.



3. Beach

I wasn't in the beach .
I was in the swimming pool .



4. Shopping center.

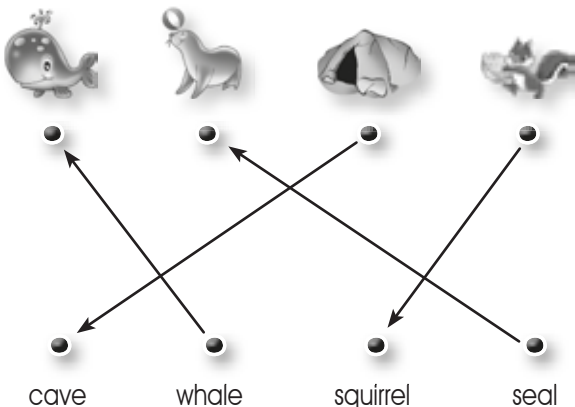
Mathias wasn't in the shopping center.
Mathias was in the amusement park.



II. Complete with "was" or "were".

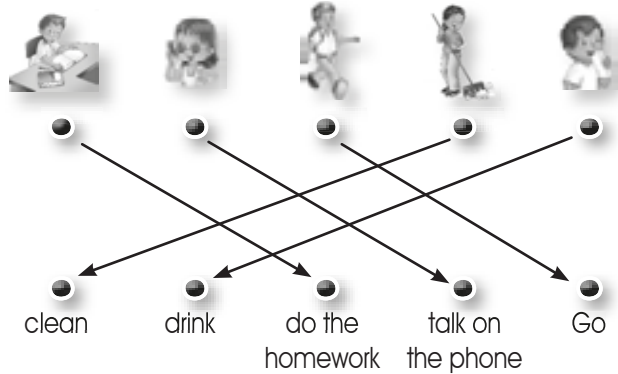
1. My father was in his work.
2. The boys was in the playground.
3. There was five kangaroos in the zoo.
4. I was in the park yesterday.
5. Was there a baby whale in the aquarium?

III. Match.



TEST Unit 10

I. Match.



II. Complete.

1. My friends watched a movie yesterday. (watch)
2. Ana didn't swim in the river. (not / swim)
3. We ate chicken and chips. (eat)
4. I bought a nice present for my mother. (buy)
5. John and Peter listened to music. (listen)
6. The girls didn't talk on the phone. (not / talk)

III. Answer the questions.



1. Did he buy presents?
Yes, he did.



2. Did she ride a horse?
No, she didn't.



3. Did he make a cake?
Yes, he did.



4. Did they climb a tree?
No, she didn't.

