



Hi Freezy

english for kids

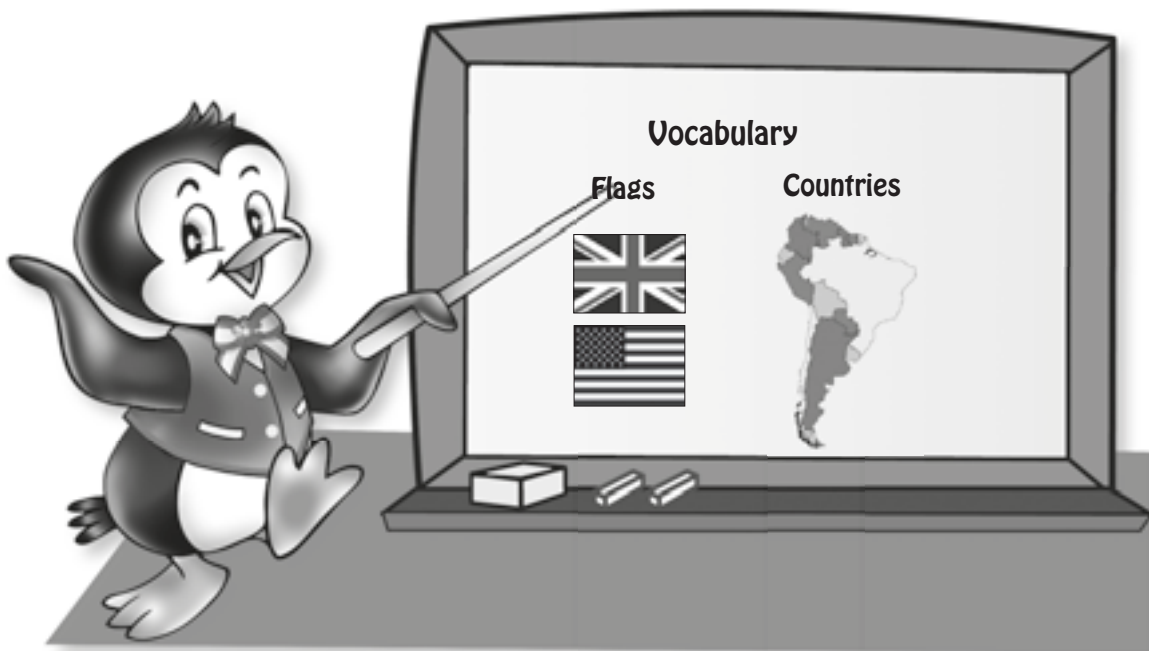
4



Teacher's Resources

UNIT 1

Flags of countries



Let's have fun

Instructions: You must make a horizontal, diagonal or vertical line to get a BINGO.

Flags of the world bingo



China



El Salvador



France




United Kingdom



Panama



Italy



United States



Iceland



Sweden



Japan



Mexico



Russia



Australia



Greece



Canada



Egypt

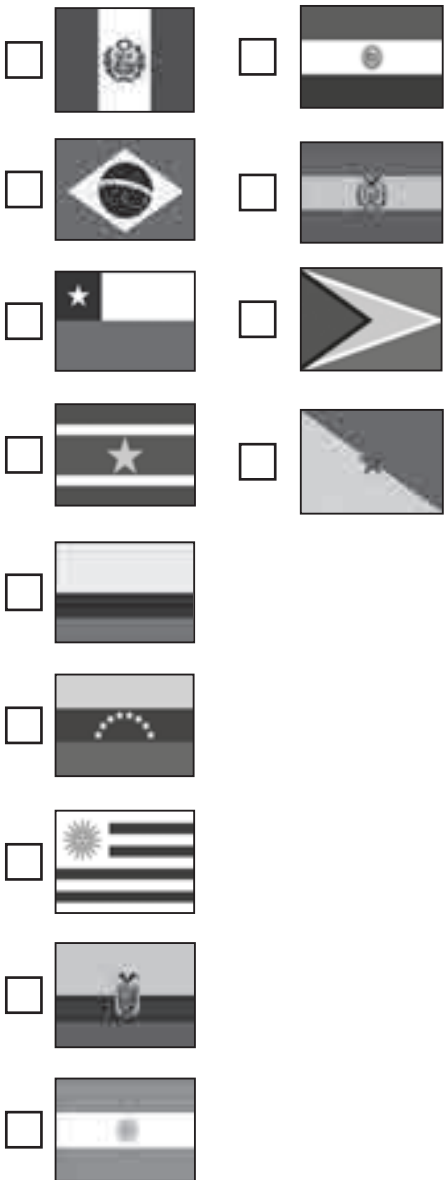


I'm from Italy.
I'm Italian.






Flags of countries

Match the countries on the Map with their flags.



Practice time!

Ask and answer.

1 Start Here	Adverbs of Frequency Ask questions using How often do you...? Or Do you often...?					Free 	Make up your own questions
2 ...watch a movie?	3 Free 	4 ...take a shower in the evening?	5 Go forward 3 spaces →	6 ... sleep in front of a computer?	7 Go back 2 spaces ←	8 ... kiss somebody?	9 ...say I love you honey?
How often do you...?							
16 ...eat breakfast in a restaurant?	15 ... get sick?	14 .. stay up late?	13 ... travel by sea?	12 ... cook your own food?	11 Free 	10 ... travel by plane?	
17 ... watch football (soccer) on TV?	Do you often...?						
18 ...wear a skirt?	19 ... have nightmares?	20 ...play sports?	21 ...visit your friends?	22 ... go shopping for new clothes?	23 ... paint your trails?	24 ... go to a library?	25 Finish



Rewrite the sentences in the correct order.

Adverbs of frequency

Example: To the mountains / never / we / go

We never go to the mountains.

1. often / She / write to me / doesn't

_____.

2. play football on Saturday afternoons / The boys / always

_____.

3. usually / arrives late / The bus

_____.

4. go to bed before 11 p.m. / often / They

_____.

5. never / drinks coffee in the evening / She

_____.

6. It / rain in the summer / often / doesn't

_____.

7. read books slowly / I / always

_____.


8. usually / goes to work / My father / by bus

_____.



UNIT 2

How often do you...?



Look and write the numbers with the correct subjects.



- | | | | |
|-------|-----------|-------|------------------------|
| _____ | Art | _____ | Information technology |
| _____ | Biology | _____ | Italian |
| _____ | Chemistry | _____ | Mathematics |
| _____ | English | _____ | Physical education |
| _____ | French | _____ | Physics |
| _____ | Geography | _____ | Spanish |
| _____ | German | | |
| _____ | History | | |



How often do these people do the following activities?
Look and answer.

	sunbathe	go camping	collect stickers	play sports	travel
Kim					
once a week		●			
twice a week	●				
three times a week				●	
everyday			●		
Mike					
once a week					●
twice a week			●		
three times a week				●	
everyday	●				

1. How often does Kim go camping? _____
2. How often does Mike travel? _____
3. How often does Mike collect stickers? _____
4. How often does Kim play sports? _____
5. How often does Mike sunbathe? _____
6. How often does Kim collect stickers? _____
7. How often does Kim travel? _____
8. How often does Mike go camping? _____
9. How often does Mike play sports? _____
10. How often does Kim sunbathe? _____



Look and check according to you. Then, share with the class.

How often do you...?

	once a week	twice a week	three times a week	everyday
Go to school?				
Play tennis?				
Do your homework?				
Clean your room?				
Wash the dishes?				
Eat vegetables?				
Drink milk?				
Sleep late?				
Say: thank you?				
Get mad?				



Look and form sentences.

100% - always 80% - usually 50% - sometimes 0% - never

***** - everyday *** - three times a week ** - twice a week * - once a week

1. She + 100% + go + fishing on weekends

She always goes fishing on weekends.

2. They + collect + seashells + * *

3. I + 0% + sunbathe + on summer

4. Nyla + 50% + swim + in the lake

5. Tom + make + sandcastles + * * *

6. My friend + go + shopping + * * * * *

7. You + 80% + go + walking to school

8. My parents + play + the guitar + *


9. The girl next door + 50% + go + camping

10. We + read + a book + **



UNIT 3

Make sentences



Put the words in the correct order to make sentences.
Then, match.

1. were / the / big and heavy / bags

_____.



2. clean / tables / the / weren't

_____.



3. last night / sleepy / the / were / kids

_____.



4. wasn't / yesterday / cold / morning / Mary

_____.



5. hair / Sue's / dry / wasn't

_____.




6. was / cat / Tim's / pretty

_____.



Look at the box and say one thing about the picture. Use: was, wasn't, were or weren't.



On picture 6, the building was big.

On picture 10, the rings were expensive. They weren't cheap.



Read and change the verbs into the past tense.
Then, put them under the correct column.

eat	play	watch	go	see	do
wash	walk	sleep	wear	hunt	laugh
find	write	fly	drive	cook	
dance	sing	turn	buy	drink	bring
have	call	make	speak	finish	

Irregular verbs

Regular verbs



Look at the picture and read the story.
Then, circle the correct answer.



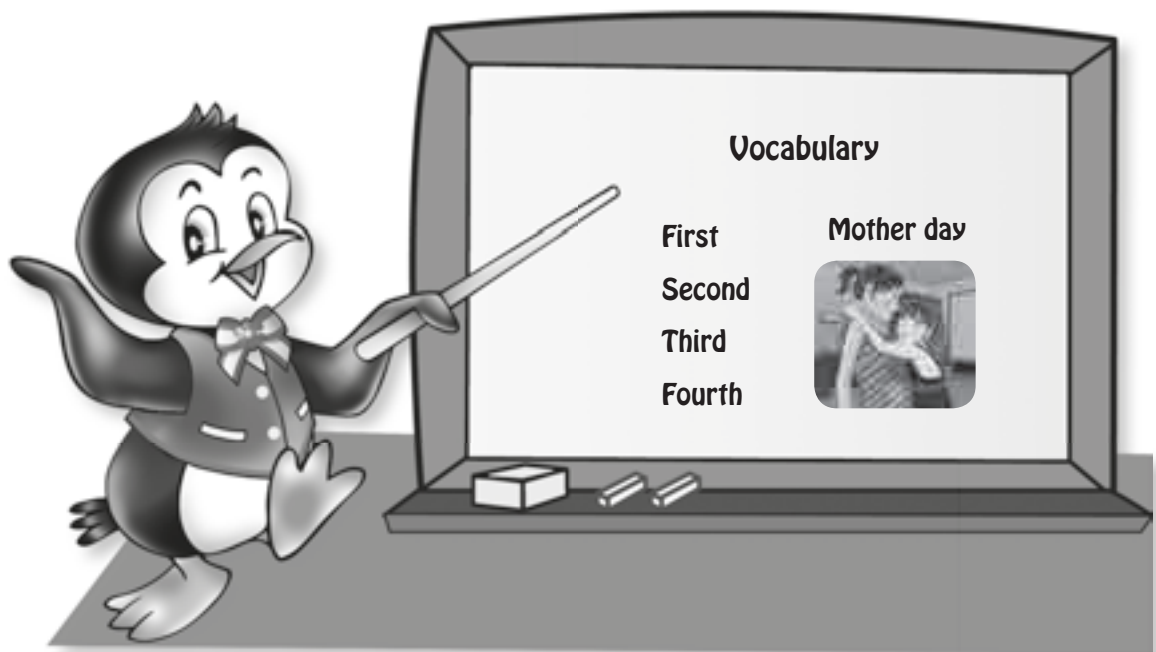
Last Saturday, Liz and Jim saw an alien. They met each other and talked. The alien's name was Zip. Zip didn't live on Earth. Zip talked to Brown, the kid's pet. Then, they went to Liz and Jim's garden. They played games and had lots of fun. Later, Zip went back home.

1. Liz and Jim **saw** / **didn't see** an alien.
2. Zip **talked** / **didn't talk** to Jim.
3. Liz and Jim **went** / **didn't go** to Zip's house.
4. The kids and zip **played** / **didn't play** games.
5. The kids and Zip **had** / **didn't have** fun.
6. Zip **went** / **didn't go** back home.



UNIT 4

How is it celebrated?



Look at the pictures and discuss what you know about them and how it is celebrated.



Look, read and match the ordinal numbers. Then, say them.

- | | | | |
|------------------|---|---|---------|
| 1 st | ● | ● | seventh |
| 4 th | ● | ● | second |
| 10 th | ● | ● | fifth |
| 6 th | ● | ● | third |
| 9 th | ● | ● | eighth |
| 2 nd | ● | ● | first |
| 8 th | ● | ● | tenth |
| 7 th | ● | ● | sixth |
| 3 rd | ● | ● | fourth |
| 5 th | ● | ● | ninth |




Read and follow the instructions.

1. Put an X on the second, fourth, sixth and tenth apple.
Color the first, third, fifth and eighth apple red.




2. Color the first, fifth and ninth apple green.
Color the second, eighth and third apples orange.



3. Put an X on the first, fourth and fifth apple.
Put an A on the second, sixth and seventh apple.



4. Color the first and tenth apple yellow.
Color the second, fourth, ninth and eighth apples orange.



5. Color the second, fifth, ninth and tenth apple red.
Put an X on the first, third, fifth and fourth apple.



1. Complete with the future “going to” of the verbs in the brackets.

Kelly: What’s your family going to do this evening?

Julie: My dad 1) _____ (clean) the house.

My brother and my sister, 2) _____ (not play) computer games.

They 3) _____ (watch) cartoons on TV.

Kelly: 4) _____ your mom _____ (help) your dad clean the house?

Julie: Yes, she is.

Kelly: And what 5) _____ you _____ (do)?

6) _____ you _____ (visit) your friends?

Julie: No, I 7) _____ (not visit) my friends.

I 8) _____ (go) shopping with my aunt.

2. Put the words in order.

1. are / going to / watch / tonight / We / a scary movie /

_____.

2. a pilot / John / going to / isn’t / become /

_____.

3. Next year / are / going to / you / go / university / to /

_____?


4. going to / Joseph / take / next week / is / the car / to the mechanic /

_____.



UNIT 5

Countable nouns and Uncountable nouns




Countable Nouns

- Nouns you can count.
- You can use a/an in front of countable nouns.
- Nouns that have a plural form.

Examples:

a book



an elephant



a chair



a car



Uncountable Nouns

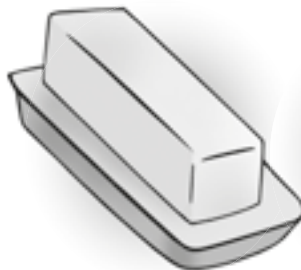
- Nouns that cannot be counted
- You can't use a /an before them
- Nouns that only have singular form

Examples:

coffee



butter



















water



bread



Look and write their names under the correct heading.

 butter	 spoon	 knife	 egg
 orange juice	 money	 boy	 salt
 fork	 plate	 milk	 paper
 love	 coffee	 cup	 traffic

Countable nouns

spoon

Uncountable nouns

butter





1. Look, read and complete.


Match the words with the pictures.

Then, use the words from the box to make phrases.

packet bottle bar loaf glass piece jar cup


1. tea  _____.


2. jelly  _____.

3. cheese  A cup of tea. _____.

4. milk  _____.

5. bread  _____.


6. chocolate  _____.

7. wine  _____.

8. sugar  _____.



Look and complete the sentences. Use, SOME or ANY.



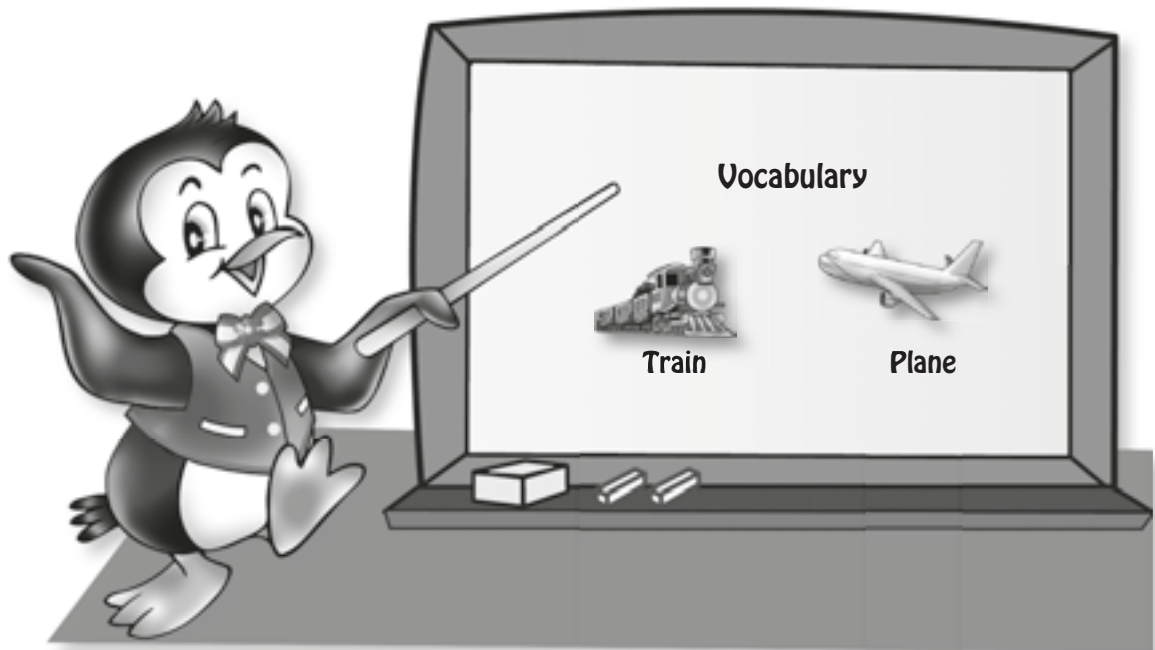
Example: There are some olives. / There isn't any jelly.

1. There _____ apples on the table.
2. There _____ cheese on the table.
3. There _____ fish on the table.
4. There _____ jelly on the table.
5. There _____ lettuce on the table.
6. There _____ yogurt on the table.
7. There _____ chicken on the table.
8. There _____ bread on the table.



UNIT 6

Means of transportation



Means of transportation

Match the pictures with the correct name.

1.



a) I travel by plane.

2.



b) He travels by boat.

3.



c) They travel on foot.

4.



d) You travel by train.

5.



e) We travel by bus.

6.



f) She travels by car.



Look at the prompts and make sentences. (-ing form).

1. Fun / travel / is / boat / by

Traveling by boat is fun.

2. scary movie / a / watch / exciting / is

3. a / make / chocolate cake / interesting / is

4. to / hospital / go / a / sad / is

5. by / is / travel / boring / bus

6. video games / play / fun / is

7. a / ride / tiring / is / bike

8. ice cream / is / eat / delicious



1. Look and complete the spaces in blank.

Use, is it or are they.

1. How much _____ ?



2. How much _____ ?



3. How much _____ ?



4. How much _____ ?



5. how much _____ ?



2. Look and complete the spaces in blank.

Use, It's or They're.

1. _____ \$. 7.50.



2. _____ \$. 450.00



3. _____ \$. 2.30



4. _____ \$. 49.10



5. _____ \$.16.80



Look, read and find the words in the word search.

Means of transportation

v	c	u	q	v	a	k	g	y	q	p	g	a	a	m	n	b	p
r	g	e	w	a	v	l	o	l	o	l	s	q	d	o	q	g	y
d	a	k	s	n	d	m	x	g	y	i	y	n	l	t	w	i	o
z	o	i	x	a	t	w	i	t	a	t	u	g	g	o	u	z	u
b	e	b	y	y	b	b	o	h	d	o	n	c	e	r	n	r	m
l	x	u	k	o	p	o	h	b	r	n	l	o	n	c	o	g	t
d	z	f	h	z	f	r	m	g	a	b	o	y	i	y	o	w	x
a	z	u	m	n	e	e	r	i	y	s	d	l	r	c	l	q	n
l	e	j	o	v	m	e	r	f	p	y	t	h	a	l	l	w	q
x	n	b	z	f	d	p	l	q	m	a	n	t	m	e	a	y	z
e	e	u	y	n	l	d	j	t	o	s	p	n	b	f	b	h	l
r	n	s	u	a	m	d	v	b	z	j	d	h	u	m	r	b	d
f	x	o	n	t	r	a	i	n	g	a	c	l	s	w	i	y	h
h	x	e	w	d	g	g	t	s	k	s	q	h	q	i	a	z	p
o	d	l	q	r	l	e	r	i	h	x	c	f	g	d	t	e	a
t	y	c	y	d	a	i	f	s	a	i	o	d	c	w	o	t	i
m	t	u	f	c	k	c	m	x	x	j	p	m	i	l	h	l	a
t	a	q	b	g	o	a	h	e	l	i	c	o	p	t	e	r	z

bus

taxi

helicopter

train

car

on foot

airplane

motorcycle

van

boat

hot air balloon

ship

bike


underground

submarine



UNIT 7

Pronouns



Pronouns

Subject	Object	Adjective	Possessive
I	Me	My	Mine
You	You	Your	Yours
He	Him	His	His
She	Her	Her	Hers
It	It	Its	Its
We	Us	Our	Ours
They	Them	Their	Theirs



Pronouns (subject and object)

Subject pronouns

I	You	He	She	It	We	You	They
---	-----	----	-----	----	----	-----	------

Object pronouns

Me	You	Him	Her	It	Us	You	Them
----	-----	-----	-----	----	----	-----	------

Circle the best answer.

- a) I see (they) (them) everyday.
- b) He seats near (I) (me) in class.
- c) She usually goes with (we) (us) to the movies.
- d) I like (she) (her) very much.
- e) I know (he) (him) and his sister.
- f) I sometimes go with (they) (them) to the zoo.
- g) She often helps (I) (me) with the homework.
- h) He sends many e-mails to (he) (him).
- i) Miss Adams teaches (we) (us) English.
- j) He gives many presents to (she) (her).



Possessive pronouns

Picture connecting

Directions: Draw lines connecting the pronoun to the correct picture.

his bike

her bike

their bike



her popcorn

his popcorn

their popcorn



her hands

their hands

his hands

its hands



his legs

her legs

its legs

their legs



Possessive pronouns

Replace the personal pronouns by possessive pronouns.

a) This book is (you) _____



b) The bike is (I) _____



c) The red car is (we) _____



d) The doll is (she) _____



e) That house is (they) _____



f) The brown bag is (he) _____



g) The pictures are (she) _____



h) The computer is in (it) _____ box.



i) This dog is (we) _____




j) This is not my pen. It is (you) _____



UNIT 8

Let's compare



Comparative forms

1. Write the comparatives of these words.

a) big _____

b) old _____

c) short _____

d) young _____

e) small _____

f) long _____

g) tall _____

h) pretty _____

2. Now, compare yourself to your friend and answer the questions using full sentences.

a) Who is older? _____

b) Who is taller? _____

c) Who is younger? _____

d) Who is shorter? _____

e) Who is stronger? _____

f) Who is heavier? _____



Let's compare



Bob
29 years old
56 kgs.
1.52 mt.



Homer
38 years old
85 kgs.
1.56 mt.



Alice
9 years old.
32 kgs.
1.20 mt.

Bob is _____ (YOUNG) than Homer.

Homer is _____ (OLD) than Alice.

Alice is _____ (SLIM) than Bob.

Bob is _____ (SHORT) than Homer.

Homer is _____ (FAT) than Bob.

Alice is _____ (SHORT) than Homer.

Homer is _____ (UGLY) than Alice.

Homer is _____ (SLOW) than Bob.

Bob is _____ (TIDY) than Homer.

Alice is _____ (BEAUTIFUL) than Bob.

Alice has _____ (LONG) hair than Bob.

Homer can play the guitar _____ (GOOD) than Alice.

Alice can run _____ (FAST) than Homer.

Alice draws _____ (BAD) than Bob.

Bob is _____ (INTELLIGENT) than Homer.

Homer is a _____ (INTERESTING) person than Bob.



Read this small text and then compare the people from this happy family:



Mark is the father. He is 46 years old. Mel is the mother. She is 37 years old. They have two children: Danny and Liza. Danny is 10 years old and Liza is 12.

- a) Mark is _____ his wife.
- b) Mel is _____ her children.
- c) Danny is _____ than his sister.
- d) Danny's sister is _____ than him.
- e) The kids are _____ their parents.
- f) Danny's mother is _____ than Liza.



Pet Store



frog \$20



dog \$40



parrot \$20



iguana \$ 30



snake \$ 40



cat \$ 30

Look at the pictures above and make sentences. Use, as...as

a) A frog is as expensive as a _____

b) _____

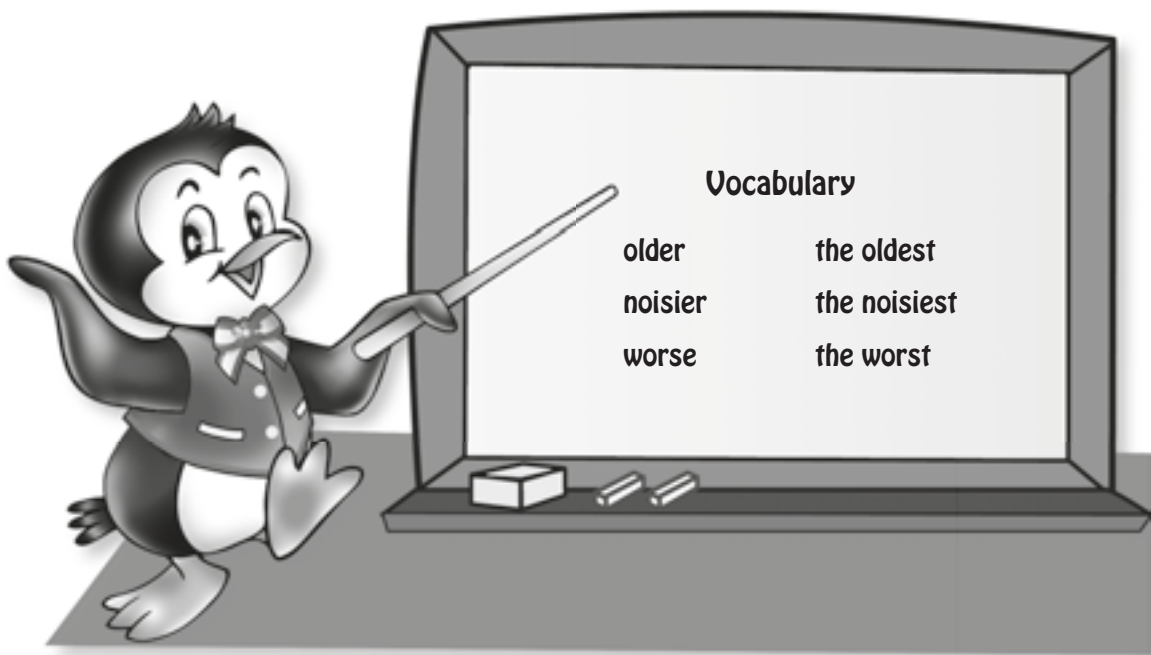
c) _____

d) _____






UNIT 9

Comparatives and superlatives



Comparatives and superlatives

Read and discuss.



Comparatives and superlatives

Fill in the blank. Use the words from the list.

taller

most nervous

drier

shortest

biggest

more expensive

sweeter

most beautiful

more difficult


fastest

1. Cheetahs are the _____ animals on the land.
2. Rodrigo is 1.70 mt. He is _____ than Paul.
3. Riding a bike is _____ than riding a tricycle.
4. Honey is _____ than milk.
5. Laura is the _____ girl in the class.
6. A dessert is _____ than a tropical forest.
7. The _____ moment of my life is when I give a speech.
8. A giraffe is _____ than a zebra.
9. Computers are _____ than pencils.
10. Russia is the _____ country in the world.



Comparatives and superlatives

Look and read. Then, make your own comic.



Comparatives and superlatives

Look at the chart. Then make sentences using the comparative and superlative form of the adjectives.

	Adjective	Comparative	Superlative
One syllable	old	older	the oldest
	safe	safer	the safest
	big	bigger	the biggest
	hot	hotter	the hottest
Adjectives ending in - y	noisy	noisier	the noisiest
	dirty	dirtier	the dirtiest
Adjective with two or more syllables	boring	more boring	the most boring
	beautiful	more beautiful	the most beautiful
irregular adjectives	good	better	the best
	bad	worse	the worst
	far	farther	the farthest

1. Tracy is older than Mary, but Helen is the oldest of all.

2. _____

3. _____

4. _____

5. _____

6. _____

7. _____

8. _____


9. _____

10. _____



UNIT 10

What should I do?



Should / Shouldn't

Read the sentences. Write should or shouldn't.

1. If it's rainy you _____ take an umbrella.
2. Tom _____ eat so many lollipops. It's bad for his teeth.
3. a) _____ I drink hot tea if I have a sore throat?
b) Yes, you _____.
4. They have a test tomorrow. They _____ go to the cinema. They stay at home and study!
5. Children _____ eat lots of vegetables but they _____ eat lots of sweets.
6. I have a party tonight. What _____ I wear? A dress or a pair of pants?
7. The doctor said: "You _____ eat healthy food. You _____ eat fast food.
You _____ watch so much TV . You _____ walk 1 hour a day.
You _____ drink fruit juice and water. You _____ drink wine or beer.



Giving advice

Look at the sentences. Make sentences giving advice. Use "should".



She has a _____ so _____
_____.



He has a _____ so _____
_____.



He has a _____ so _____
_____.




He has a _____ so _____
_____.



She has a _____ so _____
_____.



Word Search.



Find the words for the following pictures.



What should I do?

Look at the health problems on the pictures and give an advice using one of the following 3 forms of giving advice.

- a) You should...
- b) Don't...
- c) You shouldn't...



You have a backache.
You shouldn't play basketball.

1. I Have a headache.



You should have a rest.

2. I have a toothache.



_____.

3. I have a stomachache.



_____.

4. I have cough.



_____.

5. I have a cold.



_____.

6. I have fever.



_____.



Book's Answer Key

 **Student book**

 **Workbook**



ANSWER KEY

STUDENT'S BOOK

Unit 1 - Around the world

Lesson 1: 1. Look; listen and complete.
2. Now, it's your turn.

Lesson 2: 1. Look, listen and read.
2. Your turn to say.

Lesson 3: 1. Listen, read and match.
a) Peru – Peruvian – Spanish
b) The USA – American – English
c) Egypt – Egyptian – Arabic
2. Let's practice.

Lesson 4: 1. Read and complete.
a) Sometimes b) never c) always d) usually
2. Read and circle the answer.

Lesson 5: 1. Read and check.
2. Compare your answers and share.

Lesson 6: Having fun
1. Answer and complete the crossword.

Across	Down
2. Never	1. Brazil
5. Sometimes	3. usually
7. always	4. Peruvian
9. Japanese	6. Egypt
10. French	8. Mexico

Lesson 7: 1. Read and answer T for true or F for false.
a) F b) T c) F d) F e) F



Lesson 8: Revision

1. Unscramble the words.

a) Peruvian	f) sometimes
b) homework	g) Portuguese
c) Japan	h) Brazilian
d) wash the dishes	i) watch TV
e) always	j) Mexican
2. Answer the question.

Unit 2 - Day by day

- Lesson 1:**
1. Look, read and check. Who goes to West Port School?
a, d
 2. Ask and answer.

- Lesson 2:**
1. Look and read.
 2. Let's practice. Ask and answer.

- Lesson 3:**
1. Look, read and answer.

a) twice a week	b) three times a week
c) five times a week	d) once a week
e) three times a week	f) four times a week

- Lesson 4:**
1. Listen and check.
 2. Look at activity 1 and circle the correct answer.

- Lesson 5:**
1. Read and say.
 2. Let's practice.

- Lesson 6:** Having fun
1. Make your own schedule.
 2. Ask and answer.

- Lesson 7:**
1. Read and complete. Use the words from the box.
a) Science b) Math c) Drama d) Social Studies
 2. Act out.

Lesson 8: Revision

1. Unscramble. Read and draw.
a) Math b) Science c) Social d) Chemistry
e) ICT f) Drama
2. Decode the message.
- I have school subjects everyday.

Unit 3 - Looking back

- Lesson 1:**
1. Look, listen and read.
 2. Look at activity 1. Check:

- a) False b) False c) False
d) True e) True

- Lesson 2:**
1. A hundred years ago and now. Read and find out.
 2. Read, correct and say.
a) A hundred years ago people hunted for food.
b) People didn't go to supermarkets.
c) People back then didn't write in caves.
d) People didn't study
e) People wore clothes.

- Lesson 3:**
1. Look, listen and read the conversation.
 2. Talk about your weekend.

- Lesson 4:**
1. Read and draw the time.
 2. Let's practice.

- Lesson 5:**
1. Work in groups. Ask and answer.

- Lesson 6:** Having fun
1. Help the prehistoric man find out the cave.

- Lesson 7:**
1. Read and complete.
a) Cave paintings
b) Spain
c) Cave of Altamira
d) Town of Santillana del Mar in Cantabria, Spain.

Lesson 8: Revision

1. Read and complete. Use the verbs in the past tense.
a) painted b) studied c) slept d) wore e) had
2. Put the words in order.
a) Mary and Sue visited a cave last year.
b) Oscar didn't pass his last Math exam.
c) Did you go to the park yesterday?
d) JC won the marathon competition last week.
e) What did you do last weekend?

Unit 4 - Holidays!

- Lesson 1:** 1. Look, read and match.
a) 4 b) 2 c) 1 d) 3
2. Ask and answer.

- Lesson 2:** 1. Read and complete.
a) Independence Day.
b) Thanksgiving day.
c) Halloween
d) Father's day

- Lesson 3:** 1. Read and complete. Use "going to" and the correct verb from the box.
a) am going to go trick or treating
b) are going to do gift giving
c) is going to dance
d) are going to decorate
e) is going to dress up
2. Look and say. Use times of the day.

Lesson 4: Look, listen and say.

- Lesson 5:** 1. Look, read and say.
2. Now, it's your turn. Work in pairs.

Lesson 6: Having fun

1. Make a poster about your favorite holiday.

Lesson 7: 1. How is Independence Day celebrated in other countries?

Lesson 8: Revision

1. Look and read Linda's Halloween schedule.
 - a) Linda is going to dress up as a witch.
 - b) She is going to go trick or treating.
 - c) She is going to eat a lot of candies.
 - d) She is going to go to a costume party.
 - e) And she is going to dance all night long.

Unit 5 - Eat healthy

Lesson 1: 1. Listen and read.

2. Complete the chart.

I can count them	I can't count them
eggs	milk
orange	flour
banana	sugar
apple	butter
mango	

Lesson 2: 1. Listen, read and practice the dialogue.

2. Look at activity 1 and circle True or False.

- a) false b) true c) true d) false

Lesson 3: 1. Ask and answer. Are your classmates healthy?

2. Read and complete. Use: how much – how many

- a) How many d) How much
b) How much e) How much
c) How many

Lesson 4: Listen and check.

- Lesson 5:** 1. Work in pairs. Imagine you are going camping. What are you going to take?
2. Make your own shopping list.

Lesson 6: HAVING FUN

1. Read, guess and draw.

- Lesson 7:** 1. Listen and read. What are you going to eat tomorrow?
2. Now, it's your turn. Write. What are you going to eat tomorrow?

Lesson 8: Revision

1. Read and complete with some or any.
a) some b) any c) some d) any
e) any f) some - any
2. Who says the following phrases in a restaurant, a waiter or a customer? Write W or C.
a) W b) C c) W d) C e) C

Unit 6 - Going around

- Lesson 1:** 1. Listen, complete and match.
A. 1 – c, 2 – a, 3 – b
B. 1 – d, 2 – a, 3 – b, 4 – c
2. Draw and say what you do.

- Lesson 2:** 1. Listen, complete and draw. How did they travel?
2. Ask and answer.

- Lesson 3:** 1. Look and read. Where are the kids going tomorrow?
- They are going to the aquarium.
2. Read again and complete.
- going to: the aquarium
- going by: train
- it takes: thirty minutes
- leaves at: 10:20 am
- arrives at: 10:50 am

- Lesson 4:** 1. Look, read and match.
a) 2 b) 3 c) 4 d) 1
2. Make sentences and say.

- Lesson 5** 1. Listen and read.
2. Ask and answer.

- Lesson 6:** Having fun
1. Draw your favorite means of transportation and complete.

- Lesson 7** 1. Read and circle T for True or F for False.
a) F b) T c) T d) F e) F f) T

- Lesson 8:** Revision
1. Put the words in order and make sentences.
a) Always cross at the crosswalk.
b) Get out of the car on the sidewalk.
c) How did you travel last year?
d) Traveling by boat is exciting.
e) What time does the bus leave?
2. Ask and answer. Work in pairs.

Unit 7 - Nature

- Lesson 1:** 1. Listen and read.
2. Look at the chart and complete the blanks.
a) him b) her

- Lesson 2:** 1. Listen and say.
2. Write.



I want to go fishing	I want to go camping
I need a fishing rod	I need a sleeping bag
I need worms	I need a backpack
I need a basket	I need a tent
I don't need a tent	I don't need worms
I don't need a fire	I don't need a fishing rod

- Lesson 3:** 1. Listen and read.
2. Complete the chart.

Possessive adjectives	Possessive pronouns
My	Mine
Your	Yours
His	His
Her	Hers
Its	Its
Our	Ours
Your	Yours
Their	Theirs

- Lesson 4:** 1. Read and circle the correct answer.
a) a b) b c) a d) b

- Lesson 5:** 1. Look and read.
2. Complete with everybody, everything, nobody, nothing.
a) Everything b) Nobody
c) Nothing d) Everybody

Lesson 6: Having fun

1. Unscramble and draw.
a) can b) basket c) tent d) flashlight
e) backpack f) worm g) fire h) fishing rod

- Lesson 7:** 1. Listen and read.
2. Answer.
a) They go to the park.
b) Basketball.
c) Everybody wanted to play video games.
d) No, it wasn't.

Lesson 8: Revision

1. Complete with the words from the box.
a) Something b) Nobody
c) Everything d) Somebody
2. Rewrite sentences using possessive pronouns.
a) The doll is hers.
b) The house is ours.
c) The cat is theirs.
d) The car is his.
3. Listen and check the correct picture.
- a, b, d

Unit 8 - In the jungle

- Lesson 1:
1. Listen and read.
 2. Match.
a) The cheetah b) The chimpanzee
c) The bird d) The hippo

- Lesson 2:
1. Listen and say.
 2. Complete with the correct animal.
a) The hippo b) The zebra
c) The snake d) The chimpanzee

- Lesson 3:
1. Look and read, then write "T" for true or "F" for false.
a) F b) T c) T d) F
 2. Complete.
a) isn't as thin as
b) isn't as intelligent as
c) isn't as exciting as
d) isn't as fast as

- Lesson 4:
1. Look and answer.
a) The car is more expensive than the motorcycle.
b) The rhino is stronger than the zebra.
 2. Listen and check or cross.
a) X b) X c) ✓ d) X

Lesson 5: 1. Read and look.

2. Now, make questions and ask your classmates.

Lesson 6: Having fun

1. Rhino maze

Lesson 7: 1. Listen and read.

2. Read again and correct the sentences.

a) The hippo and the crocodile aren't sea animals.

b) They live in the jungle.

c) The hippo eats fruit and plants.

d) The hippos and crocodiles have very big mouths.

e) The crocodiles aren't as fat as the hippos.

Lesson 8: Revision

1. Look and make sentences.

a) The chimpanzee is more intelligent than the ostrich.

b) The ostrich isn't as intelligent as the chimpanzee.

c) The snake is thinner than the hippo.

d) The hippo isn't as thin as the snake.

e) The parrot is more colorful than the rhino.

f) The rhino isn't as colorful as the parrot.

2. Look and write comparative sentences.

Optional answer.

Unit 9 - Get sporty!

Lesson 1: 1. Listen and read.

Lesson 2: 1. Listen and say.

2. Answer.

Lesson 3: 1. Listen and read.

2. Complete with the correct superlative form of the adjectives.

a) the best b) the most difficult c) the thinnest

d) the laziest e) the shortest f) the most comfortable

Lesson 4: 1. Look and answer.

- a) 1. Jim-bob 2. Bob-bob 3. Joe-bob 4. Billie-bob
b) 1. The fridge 2. The butterfly 3. The teddy bear
4. The laptop.

Lesson 5: 1. Listen and read.
2. Now, it's your turn.

Lesson 6: Having fun
1. Do the crossword.

ACROSS

1. most 3. fancier 8. biggest 9. better
11. looser 12. sunnier

DOWN

2. tighter 4. cheaper 5. worst 6. plainer
7. loveliest 10. more

Lesson 7: 1. Listen and read.
2. Answer the questions.

- a) Yes, they are.
b) Gymnastics and swimming.
c) Doing gymnastics
d) Because they think soccer and baseball is boring and tiring.
e) They want to be part of the gymnastic or swimming school team.

Lesson 8: Revision

1. Circle the correct answer.

- a) 3 b) 2 c) 2 d) 1

2. Match.

1. d 2. c 3. a 4. b

3. Complete with who or which.

- a) Who b) Which c) Which d) Who

Unit 10 - Ouch!

Lesson 1: Ouch!

1. Listen and say.
2. Match the illnesses with the correct suggestions.
1. c 2. a 3. b 4. d

- Lesson 2:**
1. Listen and read.
 2. Complete with Betty or Nick.
a) Nick b) Betty c) Betty d) Nick

- Lesson 3:**
1. Listen and say.
 2. Look and match.
1. Should 2. Shouldn't 3. Shouldn't 4. Should

- Lesson 4:**
1. Listen and say.
 2. Put the words in order.
a) Don't play with scissors.
b) Eat all your vegetables
c) Brush your teeth everyday.
d) Don't play soccer on the street.

- Lesson 5:**
1. Listen and read.
 2. Answer the questions.
a) No, he shouldn't. c) Yes, he should.
b) No, he shouldn't. d) Yes, he should.

- Lesson 6:** Having fun
1. Word search.

- Lesson 7:**
1. Listen, read and match.
2. b 3. i 4. j 5. e 6. a 7. f 8. h 9. c 10. d

Lesson 8: Revision

1. Complete with should or shouldn't.

1. should 2. shouldn't 3. shouldn't

4. shouldn't 5. shouldn't 6. should

2. Look at the pictures and give suggestions.

Optional Answer.



ANSWER KEY

WORKBOOK

Unit 1 - Around the world

- Lesson 1:**
1. Look, write and color. What country is it?
a) Peru b) Egypt c) USA d) Brazil
e) UK f) Japan

2. Look and complete.
a) Egypt b) France c) Mexico d) USA

- Lesson 2:**
1. Read and complete.
a) Peruvian f) Japanese
b) Spanish g) French
c) Brazilian h) Mexican
d) English i) British
e) Arabic j) USA

- Lesson 3:**
1. Read and write T for true or F for false.
a) F b) T c) T d) T e) F f) T
 2. Put in order the following sentences.
a) I'm from France and I speak French.
b) I'm British and I speak English.
c) I'm from Japan and I speak Japanese.
d) I'm Peruvian and I speak Spanish.

- Lesson 4:**
1. Look, write and color. Use the words from the box.
a) Never b) Sometimes c) Usually d) Always
 2. Read and complete. Use the words from the box.
a) homework b) shower c) take out
d) wash e) play

- Lesson 5:**
1. Read, fill in and draw. Then, color the picture.

- Lesson 6:** Having fun
1. Look, decode and write. Then, put the numbers (1 - 4) with the correct letter (a - d)
a) I never read a book. (d)
b) He always listens to music. (b)

- c) She sometimes goes to the park. (a)
- d) I usually eat spaghetti. (c)

Lesson 6: 1. What does J.C. do on the weekend?
- a, b, d, f

Lesson 8: Revision
1. Look, read and write.
a) Frank sometimes takes out the trash.

Unit 2 – Day by day

Lesson 1: 1. Look and unscramble the words.
a) Math b) Drama c) Social Studies d) Science
e) ICT f) Chemistry g) Language Arts.
2. Read and answer. How often do you have...?

Lesson 2: 1. Read and match.
a) everyday b) once a week c) twice a week
d) three times a week
2. Put in order and make sentences. Then, answer.
a) How often do you have Science?
b) How often do you have Language Arts?
c) How often do you have ICT?

Lesson 3: 1. Read and make questions.
a) How often do you have English?
b) How often do they have Chemistry?
c) How often do you have Math?
d) How often do they have Language Arts?
2. Read the prompts. Then, make sentences.
b) They have dance twice a week.
c) I have English everyday.
d) They have ICT once a week.

Lesson 4: 1. Read and write.
a) James listens to music everyday.
b) Jamie watches TV everyday.
c) Kelly and Ann do their homework twice a week.
d) Mathew has Math three times a week.

- e) Lyn has Drama once a week.
- f) Olivia goes to the park twice a week.

- Lesson 5:**
1. Look, read and correct the mistakes.
 - a) Sophie has English everyday.
 - b) She has Drama class once a week.
 - c) She usually listens to music.
 - d) She sometimes washes the dishes.
 - e) She waters the plants twice a week.

Lesson 6: Having fun

1. Read, match and color.

1. d	2. c	3. f	4. a	5. b	6. e
------	------	------	------	------	------

- Lesson 7:**
1. Read and write K for Karl or M for Mary.

1. M	2. K	3. K	4. M	5. M
------	------	------	------	------

Lesson 8: Revision

1. Find the words in the word search.
- 2) Read and complete. Use the words from the box.

a) How often	b) always	c) week	d) once
--------------	-----------	---------	---------

Unit 3 – Looking back

- Lesson 1:**
1. Read and match.

a) 3	b) 4	c) 1	d) 6	e) 2	f) 5
------	------	------	------	------	------
 2. Complete the sentences. Use was or were.

a) Was	b) were	c) were	d) was	e) was
--------	---------	---------	--------	--------

- Lesson 2:**
1. Write the verbs in the past tense.

Regular	Irregular
painted	wrote
hunted	drew
studied	made
cooked	went
	drove
	wore

2. Read and complete with the correct verb in past tense.
a) studied b) went c) wrote d) cooked e) hunted

- Lesson 3:**
1. Form questions using the prompts and answer them.

a) Did they win the competition?	-	Yes, they did.
b) Did he sleep in a sleeping bag?	-	No, he didn't.
c) Did she get good grades at school?	-	Yes, she did.
d) Did we do our science project?	-	No, we didn't.
e) Did I take the bus to school?	-	Yes, I did.
d) Did the sailors paint the boat?	-	No, they didn't.
g) Did he write a letter to his grandpa?	-	Yes, he did.

- Lesson 4:**
1. Look and match. What time is it?
a) 2:00 b) 6:30 c) 10:45 d) 9:15
 2. Look and write the time.
 - a) It's four o'clock.
 - b) It's five fifteen p.m.

- Lesson 5:**
1. Read and answer the questions about you.
 2. Read and put in negative form.
 - a) Kim didn't cook spaghetti yesterday.
 - b) They didn't win the golden medal.
 - c) Tom didn't buy a new bike.
 - d) We didn't take pictures at the museum.

- Lesson 6:** Having fun
1. Find the past tense of the following verbs. (word search)

- Lesson 7:**
1. Read and draw the time.
 2. Read and complete with the past tense of the verbs.

a) cooked	b) painted	c) wrote
d) wore	e) walked	f) drove

- Lesson 8:** Revision
1. Unscramble the verbs.
 2. Read and circle the mistakes. Then, correct them.
 - a) It was a sunny day.
 - b) The sailors were scared.
 - c) She didn't drive the car.
 - d) They studied last night.

e) I went to the beach last week.

Unit 4 – Holidays

Lesson 1: 1. Read and color.

Lesson 2: 1. Read, match and draw. Then, color.

- | | |
|-----------------|-------------------------|
| a) Father's day | e) Thanksgiving day |
| b) Halloween | f) Christmas |
| c) New Year | g) Valentine's day |
| d) Mother's day | h) USA independence day |

Lesson 3: 1. Read the prompts and make sentences with going to.

- She is going to eat turkey tomorrow.
- They are going to go trick or treating later.
- We are going to organize a gift giving activity.
- She is going to dress up for Halloween.
- You are going to buy a witch costume.
- I'm going to make a pumpkin pie.

2. Answer about you.

Lesson 4: 1. Read and correct the mistakes. Then, write.

- He isn't going to eat chicken for Thanksgiving Day.
He is going to eat turkey for Thanksgiving Day.
- They aren't going to go fishing.
They are going to go trick or treating.

2. Look and draw.

Lesson 5: 1. Read and check. What are you going to do tomorrow?

2. Time to practice. Look at activity 1 and say.

Lesson 6: Having fun

- Unscramble the ordinal numbers.
- Read and write.
- March 6th

Lesson 7: 1. Read and write PERU or U.S.

- | | |
|---------|---------|
| a) U.S. | f) PERU |
| b) PERU | g) PERU |
| c) PERU | h) PERU |
| d) U.S. | e) U.S. |

2. Look and color.

Lesson 8: Revision

1. Look, check and write.
 - b) What are you going to
 - c) What are you going to

Unit 5 – Eat healthy

- Lesson 1:**
1. Look and match.
a) milk b) egg c) sugar d) flour e) butter
 2. Read and draw.

- Lesson 2:**
1. Read and complete. Use some or any.
a) some b) some c) any d) any e) some
f) any g) some h) any
 2. Look and answer.
 - a) Yes, there are.
 - b) No, there isn't.
 - c) Yes, there are.
 - d) Yes, there is.
 - e) No, there isn't.
 - f) Yes, there are.

- Lesson 3:**
1. Read and complete the chart. Use the words from the box.

Countable	Uncountable
carrots	milk
peaches	flour
bananas	butter
tomatoes	sugar

2. Use the prompts to make questions with How much / How many.
 - a) How many apples are there to eat?
 - b) How much milk do you drink everyday?
 - c) How much sugar do we need for the cake?
 - d) How many carrots are there to prepare?
 - e) How much cereal do you buy a week?

- Lesson 4:**
1. Read and match. Then, color.
a) of candy b) of cereal c) of water d) of bread
e) of milk f) of cake g) of spaghetti

2. Read, circle and complete.
 - a) any milk b) some bottles of water c) any bread
 - d) some _____ ?

- Lesson 5:**
1. Read and complete with words from the box.
 - a) any b) how much c) carton d) some e) piece
 2. Work in pairs. Then, act out.

- Lesson 6:** Having fun
1. Look, find and color the following items.

- Lesson 7:**
1. Read and write "T" for true or "F" for false.
 1. F 2. T 3. T 4. F 5. T

- Lesson 8:** Revision
1. Look at the recipe and complete with some or any.
 - any, any, some, some, any, any, some
 2. Unscramble the words.

Unit 6 – Going around

- Lesson 1:**
1. Read and complete. Use the words in the box.

Car	Street
sidewalk	crosswalk
seatbelt	look
head	sidewalk
	play

- Lesson 2:**
1. Put in order. Then, form sentences.
 - a) She traveled to the desert by car.
 - b) They traveled to the mountains by train.
 - c) He went camping on foot.
 - d) I traveled to Mexico by plane.
 - e) We traveled to the island by boat.

- Lesson 3:**
1. Look at the clock then, write.
 2. The boat leaves at 2:15.
The boat arrives at 3:00.
It takes 45 minutes.

3. The train leaves at 4:45.
The train arrives at 5:45.
It takes 1 hour.
 4. The plane leaves at 10:00.
The plane arrives at 10:30.
It takes 30 minutes.
2. Now, it's your turn. Create your own.

- Lesson 4:**
1. Look at the prompts. Then, make sentences.
 - b) Making a cake is exciting.
 - c) Traveling by plane is comfortable.
 - d) Playing computer games is fun.
 - e) Visiting the zoo is amazing.
 - f) Watching videos is interesting.
 - g) Traveling by bus is boring.

- Lesson 5:**
1. Read the sentences. Put them in order.
- 4, 6, 2, 5, 1, 3
 2. Read and complete. Use is it' are they? – it's or they're

- Lesson 6:** Having fun
1. Look at the picture and circle the 6 mistakes.
 2. Look at activity I and write "T" for true or "F" for false.

- Lesson 7:**
1. Listen and circle the correct answer.
 2. Look at activity 1 and complete.
 - a) It leaves at
It arrives at....
It takes
 - b) It leaves at
It arrives at...
It takes
 - c) It leaves at
It arrives at
It takes

- Lesson 8:** Revision
1. Read and match.

1. c	2. e	3. a	4. b
			5. d

2. Read and complete.

a) crosswalk

b) comfortable

c) traveling

d) seatbelt

e) leaves

Unit 7 – Nature

Lesson 1: 1. Complete the chart.

Subject pronouns	Object pronouns
I	Me
You	You
He	Him
She	Her
It	It
We	Us
You	You
They	Them

2. Look at the pictures and complete the blanks with the correct object pronoun.

1. Me – you 2. Him 3. Us 4. them

Lesson 2: 1. Match.

1. fishing rod

2. basket

3. tent

4. sleeping bag

5. worm

6. fire

7. backpack

7. flashlight

2. Complete.

1. backpack

2. flashlight

3. fire

4. fishing rod

5. sleeping bag

6. worm

Lesson 3: 1. Read and circle the correct option.

1. my

2. his

3. our

4. their

5. our

6. our

7. her

8. our

9. his

10. its

11. its

2. Complete the spaces in blank.

2. your- yours

3. his – his

4. her - hers

5. our – ours

6. their – theirs

Lesson 4: 1. Complete the chart.

	People	Things
Affirmative	somebody	something
Negative / interog.	anybody	anything

2. Read and circle the correct answer.

- | | | |
|--------------|--------------|--------------|
| a) Somebody | b) something | c) something |
| d) anybody | e) somebody | f) something |
| g) something | h) something | i) anything |

Lesson 5: 1. Complete.

2. 1. nobody 2. everybody 3. everything 4. nothing
3. draw.

Lesson 6: Having fun

1. Word search.

Lesson 7: 1. Listen and read.

2. Complete.

1. Jack 2. Mark 3. Jack 4. Jack 5. Jim
6. Mark

Lesson 8: Revision

1. Complete with the words from the box.

1. anything 2. everything 3. Somebody 4. Everybody

2. Find, cross out and correct the mistakes.

b) This exam is **yours**.

c) It's Mary's pen. Give it to **her**.

d) There is **something** in the fridge. / There **isn't** anything in the fridge.

e) Peter and I are playing tennis. Do you want to play with **us**?

f) The kids are sleeping. Don't talk to **them**.

g) **Everybody** went to the party. We had a good time.

Unit 8 – In the jungle

Lesson 1: 1. Write the comparative form of the adjectives in bold.

- | | | |
|---------------------|-----------|------------|
| 2. more modern | 3. taller | 4. harder |
| 5. more comfortable | 6. better | 7. heavier |

2. Look, read and check or cross.

1. ✓ 2. X 3. X 4. ✓ 5. ✓ 6. X

Lesson 2: 1. Write the missing letters and match.

1. zebra 2. gorilla 3. rhino 4. ostrich 5. snake

2. Complete with the correct comparative form of the adjectives in brackets.

b) easier d) more intelligent
c) bigger e) better

Lesson 3: 1. Complete using the correct comparative form of the adjectives.

b) not as fast as

The ostrich is faster than the hippo.

c) not as strong as

The gorilla is stronger than the monkey.

d) not as thin as

The snake is thinner than the crocodile.

2. Look and write the correct adjective from the box.

a) colorful b) big c) fast d) heavy e) thin f) fat

Lesson 4: 1. Look and answer.

a) The rhino b) The giraffe c) The giraffe
d) The chimpanzee e) The hippo f) The chimpanzee

2. Read and color.

Lesson 5: 1. Look and answer.

1. Mathias 2. Jack 3. Mike

Lesson 6: Having fun

1. Unscramble and match.

Lesson 7: 1. Read.

2. Read again and write T for true or F for false.

1. F 2. F 3. T 4. F 5. T 6. T

Lesson 8: Revision

1. Complete the spaces in blank.

a) The snake is thinner than the hippo.

b) The snake isn't as heavy as the hippo.

- c) The parrot is smaller than the ostrich.
- d) The ostrich isn't as beautiful as the parrot.
- e) Greenx is more modern than Blux.
- f) Blux isn't as beautiful as greeny.
- g) She has some flour.

2. Draw two animals and make comparative sentences.

Optional answers.

Unit 9 – Get sporty!

- Lesson 1:**
1. Look and write the correct name.
 2. Complete the chart.

lazy	-	lazier than	-	the laziest
fast	-	faster than	-	the laziest
good	-	better than	-	the best
thin	-	thinner than	-	the thinnest
heavy	-	heavier than	-	the heaviest

- Lesson 2:**
1. Write the missing letters and match.
 - a) Swimming b) Soccer c) Karate 4. Gymnastics 5. Volleyball
 2. Complete with the superlative form of the verbs in brackets.
 - b) the best c) the tallest d) the slowest e) the thinnest
 - f) the easiest

- Lesson 3:**
1. Look and make superlatives sentences using the words from the box.
 - a) the most boring b) the easiest c) the most exciting
 - d) the most difficult.
 2. Listen and circle the correct picture.
 - 1. b 2. c 3. a

- Lesson 4:**
1. Look, read and answer.

A. 2. The giraffe	3. The cheetah	4. The chimpanzee.
B. 1. Tim	2. Jack	3. Daniella 4. Tim

- Lesson 5:**
1. Read and match.
 - 1. d 2. b 3. a 4. c
 2. Now, it's your turn.

Lesson 6: Having fun

1. Complete with the superlative form of the adjectives from the box, then color.
2. the youngest 3. the thinnest 4. the fattest
5. the funniest

Lesson 7: 1. Read and write their names.

- a) Pluk b) Plek c) Plok d) Plak e) Plik

Lesson 8: Revision

1. Circle the correct answer.
1. c 2. b 3. c 4. b 5. a 6. c
2. Complete with the correct comparative or superlative form of the adjectives in brackets.
a) shorter
b) easier – easiest
c) more difficult –most difficult
d) most interesting
e) better
f) more popular –most popular

Unit 10 – Ouch!

Lesson 1: 1. Read and put the correct number in the boxes.

- a) 5 b) 6 c) 1 d) 8 e) 4 f) 7
g) 2 h) 3

2. Listen and match.

1. Stomachache – eat chicken soup.
2. Toothache – see the dentist.
3. The flu – stay in bed.

Lesson 2: 1. Look, read and circle the correct option.

1. b 2. a 3. b 4. c 5. c

2. Complete.

- Pills

Lesson 3: 1. Make sentences using the words from the box.

- b) shouldn't play e) Shouldn't paint

- c) Shouldn't cheat
- d) Shouldn't sleep
- f) Shouldn't run

2. Write three things that you should do and three things you shouldn't do.
Optional answers.

- Lesson 4:**
1. Write three things you do to be healthy. Then draw.
 2. Match.
 - a) Eat fruit
 - b) Don't play with matches
 - c) Wash your hands
 - d) Don't play on the street


- Lesson 5:**
1. Look and write.
 2. Answer the questions.

- Lesson 6:** Having fun
1. Crossword.
 - 1. backache
 - 2. headache
 - 3. stomachache
 - 4. toothache
 - 5. cough
 - 6. earache

- Lesson 7:**
1. Read.
 2. Read again and make sentences using should or shouldn't and the words in the bubble.
 - b) She should see the doctor.
 - c) She shouldn't eat cakes and candies.
 - d) She should stay in bed.
 - e) She shouldn't go to the party.
 - f) She should clean her bedroom.

- Lesson 8:** Revision
1. Read and complete with the words from the box. There is an extra one.
 - 1. toothache
 - 2. stomachache
 - 3. backache
 - 4. headache
 2. Match.
 - a) candies
 - b) soda
 - c) pills
 - d) matches
 - e) scissors

Book 4
Test booklet



TEST Unit 1

I. Complete with the words from the box.

Peru - live - dishes - spanish - usually - do - tennis - Peruvian

Hello, My name is Peter and I'm from (1) _____.

I'm (2) _____, so I speak (3) _____.

I (4) _____ in Lince and I love sports

I (5) _____ play (6) _____ with my sister.

I always (7) _____ my homework but I never wash the (8) _____

II. Match.



Country

- UK
- Japan
- Brazil
- Peru

Nationality

- Japanese
- Peruvian
- British
- Brazilian

Languaje

- Portuguese
- Spanish
- Japanese
- English

III. Look and make sentences.



1 _____

(Ana / always)



3 _____

(Ronald / usually)



2 _____

(Tom / never)



4 _____

(Mary and Sussy / usually)

TEST Unit 2

Name: _____

I. Look at the chart and answer the questions.

Monday	Tuesday	Wednesday	Thursday	Friday
Drama	Languaje arts	Languaje arts	Chemistry	Drama
Languaje arts	Art	Drama	Languaje arts	Languaje arts
Science	Science	Social studies	Drama	ICT
ICT	ICT	Chemistry	Math	Math

1. How often do you have Math?

2. How often do you have ICT?

3. How often do you have Language arts?

4. How often do you have Art?

II. Match.



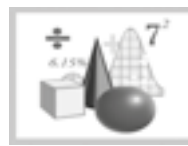
math



drama



science



chemistry



language arts

III. Answer.

1. How often do you wash the dishes?

2. How often do you play basketball?

3. How often do you have Math?

4. How often do you go to the movie theater?


TEST Unit 3


Name: _____


I. Complete with the past simple form of the verbs in brackets.

- 1) On Saturday morning Bob took (take) a picture for his mom's birthday.
- 2) Jonny _____ (write) a letter to his father
- 3) The kids _____ (not play) baseball.
- 4) _____ Adriana _____ (buy) cookies?
- 5) My parents _____ (go) to the party.
- 6) Alicia _____ (not drive) his new car.


II. Look and make sentences.

 **1** Last week He bought
presents
(buy/presents/ at half past two.
2:30)

 **3** Last week they _____
soccer
(play/soccer/ at a quarter past ten.
10:15)

 **2** Last week she _____

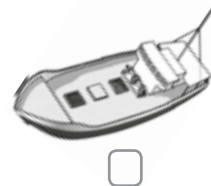
(listen/music/ at _____
6:00)

 **4** Last week He _____

(do/homework/ at _____
7:45)

III. Match. Write 1 - 6.

2. windy
3. clouds
5. sea
6. sailor
1. deck
4. sunblock



TEST Unit 4

Name: _____

I. Complete using the future "going to" and the verbs from the box.

play - make - not study - go - travel - not eat

1. The dogs _____ the vegetables.
2. Aracely _____ a cake for her mom.
3. My father _____ to Mexico next week.
4. The kids _____ because they don't have an exam.
5. _____ your brother _____ tennis?
6. Katty and Sebastian _____ to the park.

II. Write.

- | | |
|---------------|---------------|
| a) 3rd _____ | e) 12th _____ |
| b) 5th _____ | f) 1st _____ |
| c) 22nd _____ | g) 15th _____ |
| d) 30th _____ | h) 9th _____ |

III. Answer and match.

1. You dress up like this in halloween time.



2. You use it to decorate your house in halloween time.



3. You do this activity to get candies in halloween time.



TEST Unit 5

Name: _____

I. Match.



a bag of



a bottle of



a box of



a cartoon of



a slice of

II. Complete with some or any.

1. We don't need any onions for this salad.
2. Let's buy some oranges and strawberries.
3. There isn't any milk in the fridge.
4. Do we need any sugar for this dish?
5. I want to eat some apples.
6. Are there any mangoes on the table?

III. Put the conversation in order.

- I'd like some chicken and rice.
- What would you like to eat?
- Just water
- No, that's all. Thank you.
- And to drink?
- Would you like to order a salad?

TEST Unit 6

Name: _____

I. Look and complete.



The train leaves at 3:00
and arrives at 3:45

Leave: 3:00
Arrive: 3:45

takes 45 minutes



Leave: 6:20
Arrive: 7:15



Leave: 9:00
Arrive: 11:00



Leave: 1:25
Arrive: 1:55

II. Match.

1 boring

2 exciting

3 tiring

4 slow

5 fast

6 comfortable













III. Check the correct answer.

1. Get out of the car on the sidewalk.

2. Don't put your hand or head out of the window.

3. Cross at the crosswalk.

4. Wear your seat belt.

5. Walk on the sidewalk.

TEST Unit 7

Name: _____

I. Circle the correct option.

Yesterday I / me / my had a great time.

First, me / I / my went to the circus with my friend Tim, our / us / we saw many clowns, they / their / theirs were very funny and they entertained us a lot.

Then, us / we / ours played soccer with he / my / him brother in the park, his / him / he is a very good soccer player.

Finally, mine / my / me parents gave me / I / my a present, your / they / we gave me a video game. I was very happy.

II. Match.



backpack

sleeping bag

tent

basket

flashlight

III. Complete with the words from the box. There are two extra words.

somebody - anything - nothing - everybody - anybody - everything



There isn't _____ in the fridge.



_____ is on the desk.



_____ is on the bus.



There is _____ at the window.

TEST Unit 8

Name: _____

I. Look and complete.



Redoldy
\$ 5,000
120 kph



Grey X
\$ 50,000
220 kph



Sportred
\$ 40,000
200 kph

1. It isn't faster than Sportred. _____
2. It is more expensive than Sportred. _____
3. It's not as expensive as sportred. _____
4. It isn't slower than sportred. _____

II. Complete with the comparative form of the adjectives in brackets.

1. The parrot is _____ than the ostrich. (colorful)
2. The clowns are _____ than the magician, (funny)
3. Mike is _____ than John. (fat)
4. Suzie isn't as _____ as Mirelly. (intelligent)
5. My sister cooks _____ than my mother. (good)

II. Unscramble and match. There are two extra pictures.

1. phiop _____
2. troshic _____
3. logrial _____
4. hinro _____



TEST Unit 9

Name: _____

I. Match.



gymnastics



swimming



karate



basketball



volleyball

II. Complete with the superlative form of the adjectives in brackets.

1. Michael is _____ person in the world. (happy)
2. This is _____ day of my life. (bad)
3. Tennis is _____ sport in the world. (exciting)
4. The elephant is _____ animal on earth. (fat)
5. Geography is _____ subject. (boring)
6. Mr. Brown is _____ man in the city. (strong)

III. Look and write T for true or F for false.



1. The hippo is the biggest animal in the picture.
2. The turtle is the slowest animal in the picture.
3. The giraffe has the longest neck in the picture.
4. The snake isn't the thinnest animal in the picture.
5. The elephant is the heaviest animal in the picture.
6. The hippo isn't the tallest animal in the picture.

TEST Unit 10

Name: _____

I. Match.



He

study more



He

should

stay in bed



He

shouldn't

lift weights



He

run with scissors

II. Complete with should or shouldn't and the verbs from the box.


play - study - eat - wash - brush

1. You _____ for your exam.
2. You _____ your teeth everyday.
3. You _____ many candies.
4. You _____ on the street.
5. You _____ your hands before you eat.

III. Write the names of the following ailments.



Test answer key



TEST Unit 1

I. Complete with the words from the box.

Peru - live - dishes - spanish - usually - do - tennis - Peruvian

Hello, My name is Peter and I'm from (1) Peru .





I'm (2) Peruvian , so I speak (3) Spanish .

I (4) live in Lince and I love sports.

I (5) usually play (6) tennis with my sister.

I always (7) do my homework but I never wash the (8) dishes .

II. Match.

	<u>Country</u>	<u>Nationality</u>	<u>Languaje</u>
	● UK	● Japanese	● Portuguese
	● Japan	● Peruvian	● Spanish
	● Brazil	● British	● Japanese
	● Peru	● Brazilian	● English

III. Look and make sentences.



1 Ana always does
her homework.

(Ana / always)



3 Ronald usually takes
a shower.

(Ronald / usually)



2 Tom never
takes out the trash.

(Tom / never)



4 Mary and Sussy
usually cook.

(Mary and Sussy / usually)

TEST Unit 2

Name: _____

I. Look at the chart and answer the questions.

Monday	Tuesday	Wednesday	Thursday	Friday
Drama	Languaje arts	Languaje arts	Chemistry	Drama
Languaje arts	Art	Drama	Languaje arts	Languaje arts
Science	Science	Social studies	Drama	ICT
ICT	ICT	Chemistry	Math	Math

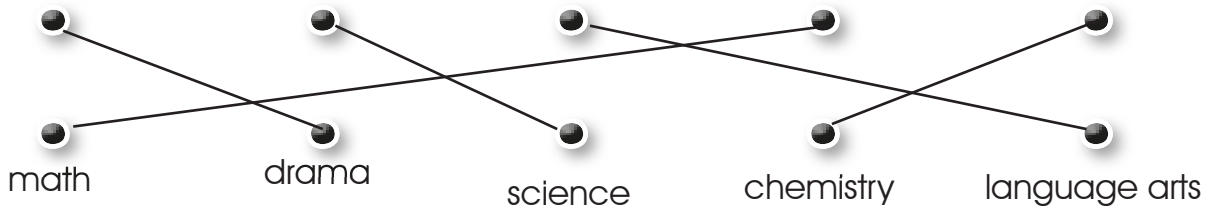
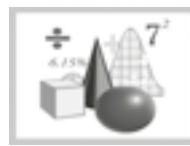
1. How often do you have Math?
Twice a week.

3. How often do you have Language arts?
Five times a week.

2. How often do you have ICT?
Three times a week.

4. How often do you have Art?
Once a week.

II. Match.



III. Answer.

1. How often do you wash the dishes?
Optional answer

3. How often do you have Math?
Optional answer

2. How often do you play basketball?
Optional answer

4. How often do you go to the movie theater?
Optional answer

TEST Unit 3

Name: _____

I. Complete with the past simple form of the verbs in brackets.

- 1) On Saturday morning Bob took (take) a picture for his mom's birthday.
- 2) Jonny wrote (write) a letter to his father
- 3) The kids didn't play (not play) baseball.
- 4) Did Adriana buy (buy) cookies?
- 5) My parents went (go) to the party.
- 6) Alicia didn't drive (not drive) his new car.

II. Look and make sentences.



1 Last week He bought
presents

(buy/presents/
2:30) at half past two.



3 Last week they played
soccer

(play/soccer/
10:15) at a quarter past ten.



2 Last week she listened
to music

(listen/music/
6:00) at six o'clock



4 Last week He did his
homework

(do/homework/
7:45) at a quarter to eight.

III. Match. Write 1 - 6.

2. windy

3. clouds

5. sea

6. sailor

1. deck

4. sunblock



3



4



2



5



6



1

TEST Unit 4

Name: _____

I. Complete using the future "going to" and the verbs from the box.

play - make - not study - go - travel - not eat

1. The dogs aren't going to eat the vegetables.
2. Aracely is going to make a cake for her mom.
3. My father is going to travel to Mexico next week.
4. The kids aren't going to study because they don't have an exam.
5. Is your brother going to play tennis?
6. Katty and Sebastian are going to go to the park.

II. Write.

- | | | | |
|---------|---------------|---------|-----------|
| a) 3rd | Third | e) 12th | Twelfth |
| b) 5th | Fifth | f) 1st | First |
| c) 22nd | Twenty second | g) 15th | Fifteenth |
| d) 30th | Thirtieth | h) 9th | Ninth |

III. Answer and match.

1. You dress up like this in halloween time.

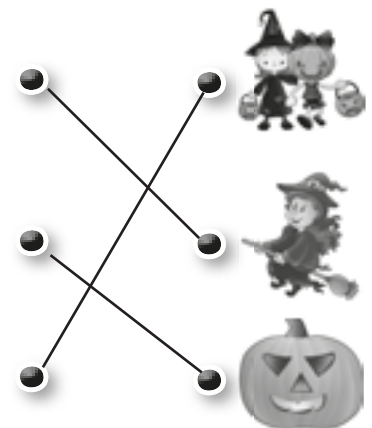
Witch

2. You use it to decorate your house in halloween time.

Pumpkin

3. You do this activity to get candies in halloween time.

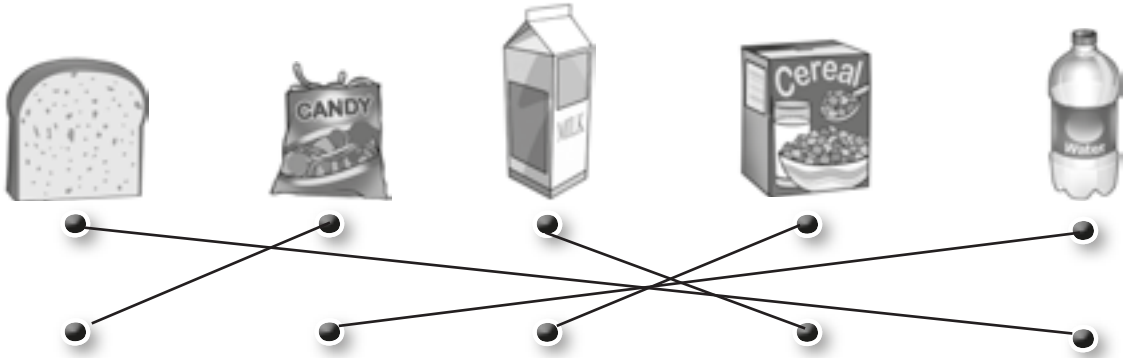
Trick or treat



TEST Unit 5

Name: _____

I. Match.



a bag of

a bottle of

a box of

a carton of

a slice of

II. Complete with some or any.

1. We don't need any onions for this salad.
2. Let's buy some oranges and strawberries.
3. There isn't any milk in the fridge.
4. Do we need any sugar for this dish?
5. I want to eat some apples.
6. Are there any mangoes on the table?

III. Put the conversation in order.

- ② I'd like some chicken and rice.
- ① What would you like to eat?
- ④ Just water
- ⑥ No, that's all. Thank you.
- ③ And to drink?
- ⑤ Would you like to order a salad?

TEST Unit 6

Name: _____

I. Look and complete.



①

The train leaves at 3:00
and arrives at 3:45

Leave: 3:00
Arrive: 3:45

It takes 45 minutes

③



The plane leaves at 6:20
and arrives at 7:15.

Leave: 6:20
Arrive: 7:15

It takes 55 minutes.



②

The boat leaves at 9:00
and arrives at 11:00.

Leave: 9:00
Arrive: 11:00

It takes 2 hours.

④



The bus leaves at 1:25
and it arrives 1:55.

Leave: 1:25
Arrive: 1:55

It takes 30 minutes.

II. Match.

1 boring

2 exciting

3 tiring

4 slow

5 fast

6 comfortable



5



3



6



1



4



2

III. Check the correct answer.

1. Get out of the car on the sidewalk.

SC

2. Don't put your hand or head out of the window.

SC

3. Cross at the crosswalk.

SS

4. Wear your seat belt.

SC

5. Walk on the sidewalk.

SS

TEST Unit 7

Name: _____

I. Circle the correct option.

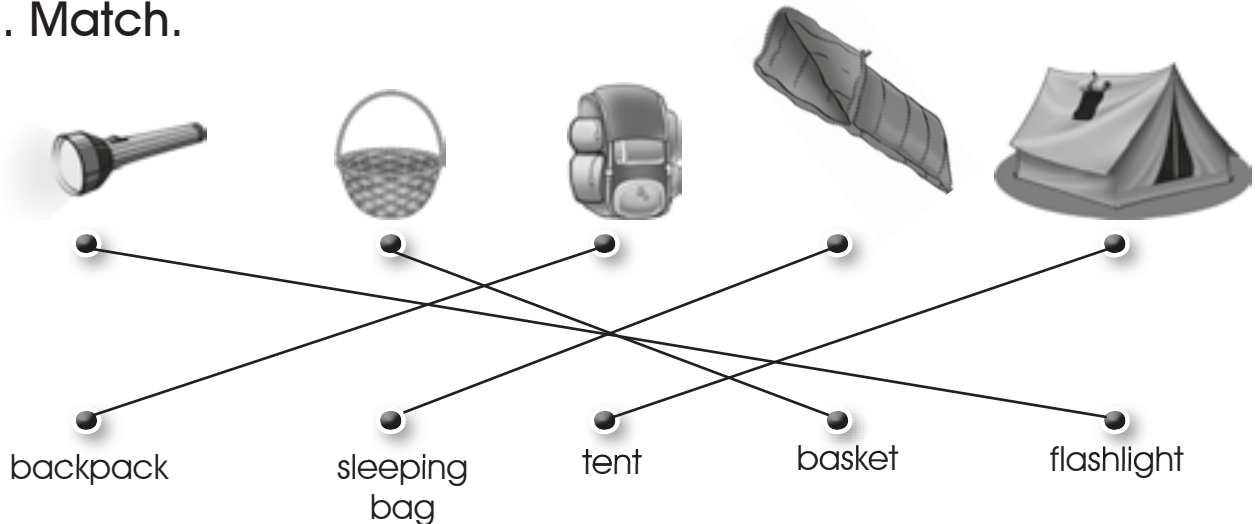
Yesterday I / me / my had a great time.

First, me / I / my went to the circus with my friend Tim, our / us / we saw many clowns, they / their / theirs were very funny and they entertained us a lot.

Then, us / we / ours played soccer with he / my / him brother in the park, his / him / he is a very good soccer player.

Finally, mine / my / me parents gave me / I / my a present, your / they / we gave me a video game. I was very happy.

II. Match.



III. Complete with the words from the box. There are two extra words.

somebody - anything - nothing - everybody - anybody - everything



There isn't anything in the fridge.



Everything is on the desk.



Everybody is on the bus.



There is somebody at the window.

TEST Unit 8

Name: _____

Redolf

I. Look and complete.



Redoldy
\$ 5,000
120 kph



Grey X
\$ 50,000
220 kph



Sportred
\$ 40,000
200 kph

1. It isn't faster than Sportred. Redolf
2. It is more expensive than Sportred. Grey X
3. It's not as expensive as sportred. Redolf
4. It isn't slower than sportred. Grey X

II. Complete with the comparative form of the adjectives in brackets.

1. The parrot is more colorful than the ostrich. (colorful)
2. The clowns are funnier than the magician, (funny)
3. Mike is fatter than John. (fat)
4. Suzie isn't as intelligent as Mirelly. (intelligent)
5. My sister cooks better than my mother. (good)

II. Unscramble and match. There are two extra pictures.

1. phiop

hippo

2. troshic

ostrich

3. logrial

gorilla

4. hinro

rhino



TEST Unit 9

Name: _____

I. Match.

gymnastics swimming karate basketball volleyball

II. Complete with the superlative form of the adjectives in brackets.

1. Michael is _____ the happiest _____ person in the world. (happy)
2. This is _____ the worst _____ day of my life. (bad)
3. Tennis is _____ the most exciting _____ sport in the world. (exciting)
4. The elephant is _____ the fattest _____ animal on earth. (fat)
5. Geography is _____ the most boring _____ subject. (boring)
6. Mr. Brown is _____ the strongest _____ man in the city. (strong)

III. Look and write T for true or F for false..



1. The hippo is the biggest animal in the picture. F
2. The turtle is the slowest animal in the picture. T
3. The giraffe has the longest neck in the picture. T
4. The snake isn't the thinnest animal in the picture. F
5. The elephant is the heaviest animal in the picture. T
6. The hippo isn't the tallest animal in the picture. T

TEST Unit 10

Name: _____

I. Match.



He



He



He

should

shouldn't

study more

lift weights

run with scissors

II. Complete with should or shouldn't and the verbs from the box.

play - study - eat - wash - brush

1. You should study for your exam.
2. You should brush your teeth everyday.
3. You shouldn't eat many candies.
4. You shouldn't play on the street.
5. You should wash your hands before you eat.

III. Write the names of the following ailments.



cough



headache



sore throat



toothache



stomachache