


Français

Lettres en action

“Apprenez l’alphabet en vous amusant !”


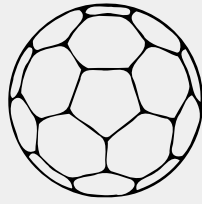



PAR BEKHOUCHE SORAYA



La lettre "a"

1- Colorie l'image quand tu entends "a":



2- Entoure toutes les lettres "a":

Amina



Chapeau

Ali

Rat

3- Recopie chaque mot sous l'image qui convient :

Fromage _ chat_ navire_ lavabo




.....

.....

.....

.....

4- Relie les images des mots qui commence par la même syllabe :





Écriture

A

• • • •

a

• • • •

A

• • • •


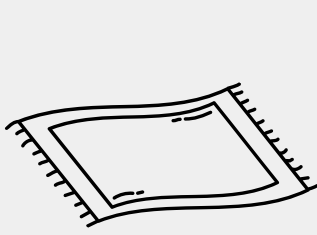

a

• • • •



La lettre "i"

1- Colorie l'image quand tu entends "i":

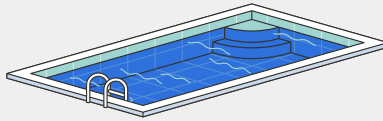
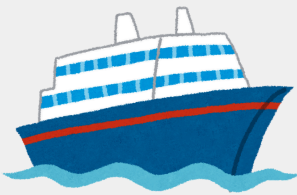


2- Entoure toutes les lettres "i":

Ibrahim *Domino* Parapluie Ilyès

3- Recopie chaque mot sous l'image qui convient :

Piscine_ Parapluie _ Pirate _ Navire



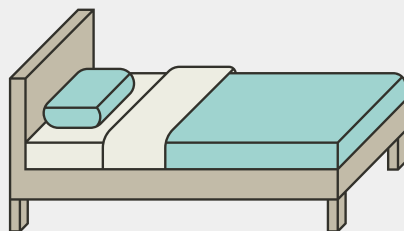
.....

.....

.....

.....

4- Relie les images aux syllabes qu'elles contiennent :



pi

mi

ri

li




Écriture

J

• • • •

i




J

• • • •



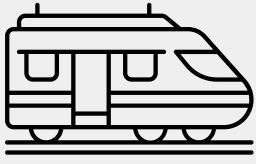
i

• • • •



La lettre "m"


1- Colorie l'image quand tu entends "m":



2- Entoure toutes les lettres "m":

Maman melon armoire Manel


3- Relie les images à la syllabe qu'elles contiennent:



mo ma mi me

4- Complète les mots avec la bonne syllabe :

mi me mo ma



.....to

to.....te

che.....se

.....lon


Écriture

M

• • • •

m

• • • •




M

• • • •




m

• • • •



La lettre "n"


1- Colorie l'image quand tu entends



2- Entoure toutes les lettres "n":

Narimane nid Ananas Nabil

3- Relie les images aux mots:



Banane _ nid_ Ananas _ Kimono _ Piano

4- Complète les mots avec "m" ou "n" :

Fari.....e _ ba.....a.....e _id _ che.....i.....é






Écriture

N

• • • •

n

• • • •



N

• • • •


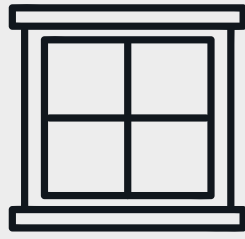
n

• • • •



La lettre "e"

1- Colorie l'image quand tu entends "e":



2- Entoure toutes les lettres "e":

Fenêtre Voiture Tomate Rose

3- Relie les images aux mots:



Valise

Fenêtre

Porte

4- Dans la liste de mots, entoure celui qui ne contient pas la lettre "e".

Chemise

Chat

Plage

école

Écriture

E

• • • •

e

• • • •




E

• • • •

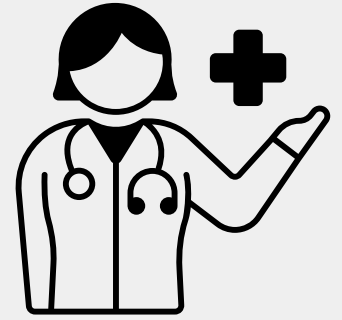
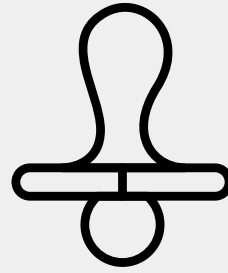
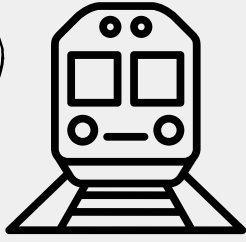
e

• • • •



La lettre "t"

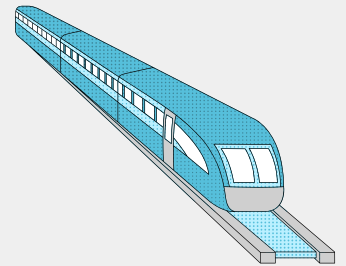

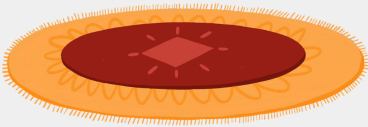
1- Colorie l'image quand tu entends "t":



2- Entoure toutes les lettres "t":

Tunis tamis tapis Tania

3- Relie les images aux mots:



Carotte Tapis Train Tomate Téléphone

4- Complète les mots avec une syllabe :


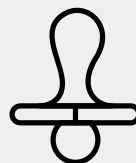
té __ to __ ta __ ti

.....mate

.....gre

.....tine

.....pis



Écriture

T

• • • •

t

• • • •




T

• • • •




t

• • • •



La lettre "d"

1- Colorie l'image quand tu entends "d":





2- Entoure toutes les lettres "d":

Dalila *dinar* domino Doudou

3- Relie les images aux mots:

Crocodile Radis Dindon Cadeau

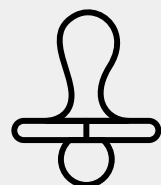
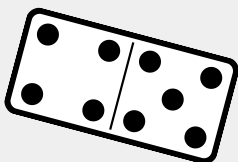


4- Complète les mots avec "d" ou "t":

...omno

Ca.....eau

...étine



Écriture

D

• • • •

d

• • • •




D

• • • •

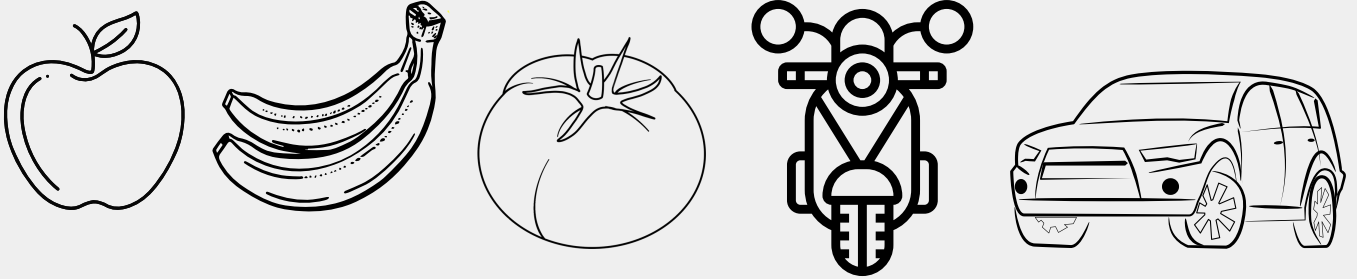
d

• • • •



La lettre "o"


1- Colorie l'image quand tu entends "o ":



2- Entoure toutes les lettres "o ":

Omar bonbon Fromage Orange

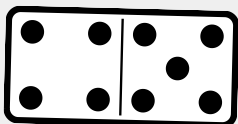
3- Relie les images aux mots:



Kimono Chocolat bonbon Soleil

4- Complète les mots avec " o" ou " u" :

d.....min..... p.....ll t.....mate



Écriture

9

• • • •

9

• • • •




9

• • • •





9

• • • •



La lettre "u"

1- Colorie l'image quand tu entends "u ":



2- Entoure toutes les lettres "u ":

Lune U Lunette Plume


3- Relie les images aux mots:



Bus Tortue Pull Plume

4- Complète les mots avec les syllabes :

Pu__tu __lu



tor.....e

.....ne

....ll

Écriture

U

• • • •

u

• • • •



U

• • • •


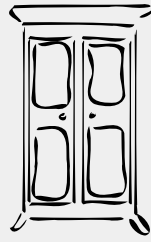
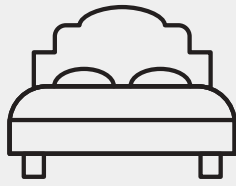
u

• • • •



La lettre "l"


1- Colorie l'image quand tu entends "l" :



2- Entoure toutes les lettres "l" :


Lina *vélo* lunette Lamia

3- Relie les images à la syllabe qu'elles contiennent :



la li lu lo

4- Complète les mots avec "le" /"la" :




..... *livre* *porte* *table*

Écriture


L



l



L




l



La lettre "r"

1- Colorie l'image quand tu entends "r":



2- Entoure toutes les lettres "r":

Rima robe Rome robot

3- Relie les images aux mots:



Robe Zèbre Renard Ours Robot

4- Complète les mots avec les syllabes :

ro _ ri _ re

Une sou.....s

Unebe

Unnard



Écriture

R

• • • •

r

• • • •




R

• • • •



r

• • • •



La lettre "p"

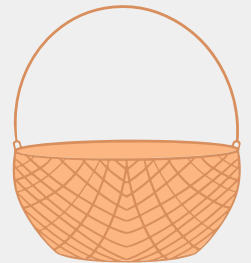


1- Colorie l'image quand tu entends "p":



2- Entoure toutes les lettres "p":


Papa Parapluie Paris pomme

3- Relie les images aux mots:



Panier Pomme Panda Poisson

4- Complète les mots avec les bonnes syllabes :



.....rate

.....anier


.....mme

Écriture


P



p



P



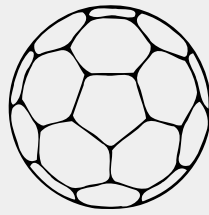



p



La lettre "b"

1- Colorie l'image quand tu entends "b":



2- Entoure toutes les lettres "b":

Batoul

banane

Brahim

bouée

3- Relie les images aux mots:



lavabo

cartable

bottes

bougie

4- Complète les mots par "b" / "p":



Carta.....le

ro.....e

.....omme

Écriture

B

• • • •

b

• • • •




B

• • • •



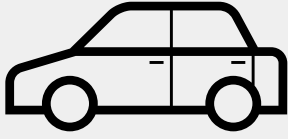
b

• • • •



La lettre "v"





1- Colorie l'image quand tu entends "v":



2- Entoure toutes les lettres "v":

Ville *vache* Valise Navire

3- Relie les images aux mots:




Chèvre Vélo Vache Valise

4- Relie les images aux syllabes qu'elles contiennent :

Vio

Vé

Va



Écriture

V

v




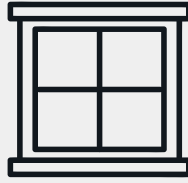

V

v



La lettre "f"

1- Colorie l'image quand tu entends " f ":



2- Entoure toutes les lettres "v ":


Fatima

famille

Fadi



fourmi

3- Relie les images aux mots:



Fraise Fromage Feuille Fauteuil

4- Complète les mots par " v " / " f " :



.....ourmi

.....alise

.....enêtre


Écriture

F

• • • •

f

• • • •



F





• • • •

f

• • • •

La lettre "c"


1- Colorie l'image quand tu entends "c":



2- Entoure toutes les lettres "c":

Caramel *Chocolat* Cartable confiture

3- Relie les images aux mots:



Cadeau Crayon Cartable Crocodile Camion

4- Colorie en vert les mots qui contiennent le son [k]
et en orange les mots qui contiennent le son [s]:

Cage

Ciseau

Cabane

Cinq

Écriture

C

c





C

c



La lettre "k"

1- Colorie l'image quand tu entends "k":




2- Entoure toutes les lettres "k":

Koala kiosque

Karaté

kiwi

3- Relie les images aux mots:



Kiwi Koala Kangourou Karaté

4-Ecris les mots en mettant les lettres dans l'ordre:



Goukanrou

.....



mokino

.....

Écriture


K



k



K


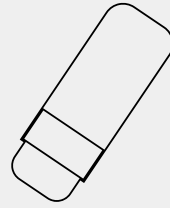



k



La lettre "g"


1- Colorie l'image quand tu entends "



2- Entoure toutes les lettres "g":

Gâteau garçon Girafe gaz

3- Relie les images aux mots:



Gâteau Goutte Gomme Garçon

4- Complète les mots par "j"/"g" :

Éta.....ère

.....ilet

.....ournal



Écriture

G

• • • •

g

• • • •




G

• • • •


g

• • • •



La lettre "j"


1- Colorie l'image quand tu entends "



2- Entoure toutes les lettres "j":

Joujou jupe Jeudi jouet

3- Relie les images aux mots:



Jungle Jouet Jus Journal

4- Entoure les mots qui ne contiennent pas la lettre "j" :

Fraise Jardin Jeudi Chemise Jour

Écriture

J

• • • •

j

• • • •




J

• • • •


j

• • • •



La lettre "h"


1- Colorie l'image quand tu entends "h":



2- Entoure toutes les lettres "h":

Homme heureux Halima Chat

3- Relie les images aux mots:



Cahier Éléphant Hélicoptère L'alphabet

4- Entoure les mots qui ne contiennent pas la lettre "h":

Gomme Hérisson Homme Pomme


Écriture

H

• • • •

h

• • • •




H

• • • •



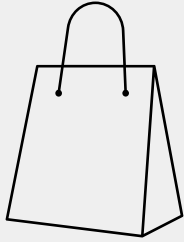

h

• • • •



La lettre "s"

1- Colorie l'image quand tu entends "s":




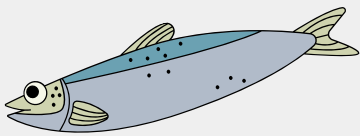
2- Entoure toutes les lettres "s":

Sara sauris

Sami

Ciseau

3- Relie les images aux mots:



Serpent

Sardine

Seau


Savon

4- Complète les mots avec "s" / "ss" :

Une ta.....e

Un pou.....in

Un mon.....tre



Écriture

S

s





S

s



La lettre "z"

1- Colorie l'image quand tu entends "z":



2- Entoure toutes les lettres "z":




Zineb

Riz

Zéro

Nez


3- Relie les images aux mots:



Lézard Zéro Zèbre Riz

4- Écris des mots à l'aide des syllabes proposées :

zelle Zé Ze ro Ga Dou



.....

.....

.....

Écriture

Z

• • • •

z

• • • •

Z

• • • •



z

• • • •



La lettre "q"

1- Colorie l'image quand tu entends "q":



2- Entoure toutes les lettres "q":

Qatar

quatre

Quartier

Phoque

3- Relie les images aux mots:



Quatre Kiosque Quartier Cirque

4- Mets en ordre les syllabes :



que_cir

.....



quette_cas

.....

Écriture

Q

• • • •

q

• • • •



Q





• • • •

q

• • • •

La lettre "w"

1- Colorie l'image quand tu entends "w":



2- Entoure toutes les lettres "w":



Wapiti

Kiwi

Walid

Hawaii

3- Relie les images aux mots:



Kiwi

Wagon


Wapiti

4- Mets en ordre les syllabes :



own_cl

.....



witch_sand

.....

Écriture


W



d



W

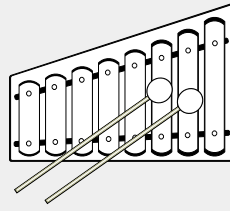


d



La lettre "x"

1- Colorie l'image quand tu entends "x":



2- Entoure toutes les lettres "x":

Xylophone *Exercice* Xylographe Dix

3- Relie les images aux mots:



Xylographe Boxeur Mixeur Taxi

4- Mets en ordre les syllabes :

Ci _exer_ ce



eur_box

Écriture


H



x



H



x





*“L’éducation est l’arme la plus
puissante que l’on puisse utiliser
pour changer le monde.” –*

Nelson Mandela

Bekhouche Soraya